


GLYNN-JOHNSON®

Price Book 2012

Effective March 5, 2012



Customer Service Telephone and Fax Numberssee below
 Finish List.....see below
 Sales Terms and Conditions4 - 5

PRODUCTS

Overhead Holders & Stops

Function & Option Guide.....6
 How to Order6
 70/79 Series Surface7
 81 Series Surface.....8
 90 Series Surface.....9
 100 Series Concealed10
 410 Series Concealed11
 450 Series Surface.....12
 280 Series (Sensaguard).....13

Push/Pull (Hospital) Latches

HL6 Push/Pull Latches14
 HL6 with Mortise Locks15
 PL7 & PL8 Privacy Latches14
 Ordering Guide for Engraved Latches15

Warranty35

PARTS

Parts for 70 and 79 Series Overhead Holders & Stops18-20
 Parts for 80/81 Series Overhead Holders & Stops20-21
 Parts for 90 Series Overhead Holders & Stops.....22-23
 Parts for 100 Series Overhead Holders & Stops.....24-25
 Parts for 410/450 Series Overhead Holders & Stops26-28
 Parts for 280 Sensaguard Overhead Holder28
 Parts for HL6/PL7/PL8 Series Push/Pull Latches29-34

Finish List (Nearest US and BHMA Equivalents)

U.S. #	BHMA #	Description
US3	605	Brass, Bright
US4	606	Brass, Satin
US10	612	Bronze, Satin
US10B	613	Bronze, Dark Oxidized Satin, Oil Rubbed
US26	625	Chromium Plated, Bright
US26D	626	Chromium Plated, Satin
US28	628	Aluminum, Clear Anodized, Satin
US32	629	Stainless Steel, Bright
US32D	630	Stainless Steel, Satin
313AN	710	Aluminum, Dark Bronze Anodized

Glynn-Johnson Finish # finishes:

BHMA #	The following are powder-coat painted
SP10	691 Bronze
SP4	706 Brass
SP28	689 Aluminum
SPBLK	622 Black
SP313	695 Dark Bronze
652	652 Chrome-Like Coating on Steel

For a list of available BAA/ARRA compliant products please contact your local SSC or sales representative to see the Ingersoll Rand Security Technologies BAA/ARRA catalog.

Customer Care 1-877-671-7011

PLEASE NOTE: For authorized **IRFASTTRACK** customers, please refer to **IRFASTTRACK** Price Book for products available in 24-hour or 5-days. Customer Service 1-866-ICALLIR (1-866-422-5547) Fax: 1-800-288-4242

**INGERSOLL-RAND COMPANY, SECURITY TECHNOLOGIES SECTOR,
GENERAL TERMS AND CONDITIONS OF SALE AND SERVICE**

1. GENERAL. (a) This Agreement contains the terms and conditions by which Company will quote and sell its Products and Services to Customer. (b) The terms "purchase order" or "order" for the purposes of this Agreement include the term "request for quotation," as appropriate. (c) This Agreement supersedes all *pre-printed* and boilerplate terms and conditions set forth in any purchase order issued by Customer. (d) No reference herein to Customer's purchase order will in any way incorporate different or additional terms and conditions which are hereby objected to. (e) ANY ACCEPTANCE BY COMPANY OF CUSTOMER'S PURCHASE ORDER IS EXPRESSLY CONDITIONED ON THE CUSTOMER'S ASSENT TO AND ACCEPTANCE OF THE TERMS AND CONDITIONS CONTAINED IN THIS AGREEMENT. (f) In the event of a *conflict* between this Agreement and a purchase order issued by Customer, the terms of this Agreement will prevail. In the event of a *conflict* between this Agreement and any specific Product or Service terms and conditions, the specific Product or Service terms and conditions will prevail.

2. SCOPE OF PRODUCTS AND SERVICES AND ORDERS.

(a) **Scope of Products and Services.** The scope of the Products and Services (including, but not limited to location) are (i) attached to this Agreement, (ii) separately furnished by Company to Customer, or (iii) subject to Section 1 herein, contained in an order submitted by Customer. Non-standard finishes and special items may be available. Contact Company for such availability. All Products that come in "kits" cannot be sold as individual pieces. See the specific product terms and conditions for exceptions. (b) **Orders.** All orders submitted by Customer must be in written form acceptable to Company. (c) **Receipt of an Order.** Company will acknowledge receipt of each order issued in accordance with this Agreement and will notify Customer whether such order has been accepted or rejected, in whole or in part, by Company. If Company fails to acknowledge receipt of an order, within a reasonable time period, such failure to acknowledge receipt will be deemed a rejection of the entire order. (d) **Changes to Orders or Cancellation of Orders.** Change order request and Cancellations can be by phone, fax, or email. Changes and Cancellations are allowed without penalty if made within 48 hours of order receipt if the order has not shipped. Some exceptions do apply - please consult the factory. After 48 hours, all changes or cancellations are subject to a charge of 25% of the net product or service value plus the cost of any fabrication or raw materials that have been purchased for the order. Unless otherwise specified by Company in writing, any changes to orders acknowledged by Company that affect the delivery date will be deemed a new order and will require acknowledgement by Company as provided in this Section 2. The Customer cannot change or cancel credential orders and biometrics orders once they have been placed. If a change or cancel must occur, then the Customer will pay a penalty to change credential and biometrics orders.

3. PRICES AND PAYMENT. (a) **Prices.** The prices specified by Company are subject to change, without notice, to Company's prices in effect at the time of each shipment of Products or performance of Services. Additional charges may be applied for product modification or engineering services. Oral prices specified by Company are null and void. (b) **Invoices.** Company will submit invoices to Customer stating amounts due. (c) **Payment Terms.** Payment terms are 2% cash discount 20 days, net 35 days from date of invoice. Payment will be made in United States dollars. (d) **Credit Terms.** All orders are subject to Company's credit limit and terms of credit required by Company or contained in Company's credit application, which is subject to change by Company at any time either before or after delivery of any part of the order. Company reserves the right to request payment in advance of shipment or any order or to request adequate assurances for Customer's payment of an order and may withhold or stop shipment, without any liability to Company, until Customer submits payment or assurance of payment, as required by Company. (e) **Default.** If Customer is in default in payment or otherwise with respect to any order for Products or Services or any other contract with Company, Company shall have the right, in addition to all other legal remedies and without prejudice to any of its right hereunder, to defer further shipments until such default is corrected and to declare all outstanding bills of Customer to be immediately due and payable. (f) **Taxes.** Any taxes, charges, or duties imposed by any governmental authority on the sale of Products or Services will be paid by Customer, in addition to the selling price specified by Company. (g) **Late Payment Charge.** A late payment charge of 1.5% per month equivalent to 18% per annum will be charged on past due balances owed Company. Provided however, that in the event that applicable governmental law sets a maximum rate for late payment fees which is less than 18% per annum, then the late payment charge assessed will be set at the maximum rate permitted by law.

4. INSPECTION, DELIVERY, SHIPPING, FREIGHT CHARGES, CLAIMS, AND PACKING. (a) **Inspection.** Inspection of Products and Services will be done by Customer immediately after receipt of Products or completion of Services. Inspection of Products or Services by Customer at Company's facility is not permitted. (b) **Delivery.** Product delivery schedules are based upon current production capacities, material or component availability, and inventory, and may be changed by Company as conditions require. Service delivery schedules are based upon prompt receipt of, and prompt access to, Customer's equipment and all information necessary to complete the Services. In no event will Product or Service delivery dates be construed as falling within the meaning of "time is of the essence." Partial delivery shall be accepted by Customer and paid for at the price and on the terms stated herein. Any partial delivery of Products or Services, shall constitute a separate sale and payment shall be separately made when due. If any part of the Products or Services are not delivered by Company in accordance with Customer's order, this Agreement shall not be affected thereby. (c) **Shipping.** Unless otherwise specified by Company, (i) where the Customer is located in the United States, all Products will be sold "Uniform Commercial Code, F.O.B. Origin, Company's factory"; and (ii) where the Customer is located outside of the United States, all Products will be sold "Ex-works, Company's factory (Incoterms 2000)." In either instance, title and risk of loss will pass to Customer upon delivery to the carrier at Company's factory. Provided however, a security interest will remain in the Products, regardless of mode of attachment to realty or other property, until full payment has been made therefore, and Customer agrees, upon request, to do all things and acts necessary to protect Company's interest by adequately insuring the Products against loss from damage from any cause and to have Company named as an additional insured. Copies of all Certificates of Insurance will be provided to Company upon request. Customer will also assist Company in providing all necessary documents or signatures required to file any documents to perfect Company's interest in such Products. (d) **Freight Charges.** The full cost of freight, via a carrier of our choice, will be allowed (and prepaid) on shipments of the net dollar amount or more indicated in the chart below within the United States of America, excluding all territories.

Brand	Net Dollar Amount	U.S. Average On-highway Diesel Fuel Price (\$/Gallon)		
		At Least:	But Less Than:	Freight Charge
Schlage Mechanical	\$7,000	\$0.00	\$2.99	3.0%
Schlage Electronic Security (excluding Biometrics, Software, Controllers, Readers & Credentials)	\$7,000	\$3.00	\$3.49	3.4%
Schlage Biometrics, Readers & Credentials	Freight Charges Apply	\$3.50	\$3.99	3.5%
Schlage Software & Controllers	Freight Charges Apply	\$4.00	\$4.49	3.6%
Von Duprin	\$7,000	\$4.50	\$4.99	3.7%
LCN	\$7,000	\$5.00	\$5.49	3.8%
IR FASTRACK	\$7,000	\$5.50	\$5.99	3.9%
Falcon Locks	\$5,000	\$6.00	\$6.49	4.0%
Falcon Exits	\$5,000	\$6.50	\$6.99	4.1%
Falcon Closers	\$5,000	\$7.00	\$7.49	4.2%
Falcon FASTRACK	\$5,000			
Ives & Glynn-Johnson	\$1,000			
Steelcraft	Refer to separate freight terms			

Table 2: Freight Rate (minimum \$10.00)

Table 1: Freight Minimums

On shipments of the net dollar amount (Table 1) or more to all foreign countries and US territories, freight will be allowed (and prepaid) to the Port of Embarkation. Shipments under the net dollar amount will be prepaid by Company and a freight charge percentage of the net invoice amount or \$10, whichever is greater, will be added to the invoice. The percentage (Table 2) is based on the National U.S. Average On Highway Diesel Fuel Prices reported by the U.S. Department of Energy (the "Fuel Index") calculated as the average price in the prior calendar quarter. For example the charge for July 18th 2011 will be based on the average Fuel Index price for the months of April, May and June. All expedited methods of shipment, such as "next day air", will be prepaid by Company but the entire shipping costs will be added to the invoice. Company will ship as requested, freight collect, if the Customer is willing to bear the entire expense and so indicates on the order. Once received by Company, a purchase order cannot be combined with another purchase order to qualify for freight allowed. In addition the Customer may not combine any of the brands or product categories listed above on a single purchase order to qualify for freight allowed, except in the case of FASTRACK. IR FASTRACK may not be combined with Falcon FASTRACK to qualify for freight allowed. Freight charge percentages and thresholds are subject to change without prior notice. If the Fuel Index rises above \$7.50/gallon or there are changes to the thresholds, the above table will be updated. (e) **Claims.** All claims for loss or damage to Products while in the care, custody, and/or control of a carrier will be the responsibility of Customer, who will submit any claims. (f) **Packing.** Company will pack, mark, and ship the Products according to its standard procedures for shipment, unless the parties agree, in writing, that Company will comply with any special instructions provided by Customer. Compliance with special instructions may result in an increased price.

5. CLAIMS. Claims due to shortages, errors, omissions, damaged goods, or defective material must be submitted within 30 days from the date of the invoice.

6. PRODUCT CHANGES. Company reserves the right to change without notice the design of, or the process of manufacturing, the Products covered by this Agreement; provided that the foregoing will not be construed as relieving Company from its obligation to deliver Products which conform to the specifications which Company may have furnished to Customer.

7. PRODUCT RETURNS. Purchased material can only be returned to the factory by obtaining Return Material Authorization (RMA) and must be returned to Company within 90 days of issuance of the RMA. Returned material must be new, unused, non-obsolete, and non-specially manufactured and been in Customer's inventory no more than 180 days from the date of shipment by Company. The RMA number, the original invoice number, and the reason for the return must be included in the return. If the company approves the return, a credit will be issued to the Customer's account less freight and a handling charge of 35% of the net material on the original invoice. Handling charges may vary depending on the condition of the return. The amount of final credit will be determined upon receipt at the factory and analyzing the condition of the material. Factory retains the right to deny credit to anyone for any reason.

8. TECHNICAL INFORMATION AND ADVICE. (a) All designs, data, and specifications provided by Company are proprietary and will not be disclosed or reused by Customer without the prior written consent of Company. (b) Company assumes no obligation or liability for any advice given by Company, the results obtained, or damages incurred, and all such advice is given and accepted at Customer's risk.

9. INTELLECTUAL PROPERTY OWNERSHIP.

Nothing herein is a grant or license or right under any specific patent or intellectual property asset of either party. With regard to intellectual property ownership, all intellectual property and related intellectual property rights (hereinafter "IP") owned by one party before the date of this Agreement will remain owned by that party. All IP conceived, developed, or reduced to practice as part of this Agreement after the date and during the term of this Agreement shall be owned by the party creating the intellectual property if created by one party without the benefit of the other party's IP. All IP created jointly will be owned by the parties jointly, in direct proportion to monetary contribution. The party that has a majority interest shall manage the jointly owned IP. Neither party shall disclose any of the other party's IP to a third party without prior written consent. All intellectual property and related documents which are confidential shall remain subject to the terms and conditions of this Agreement for twenty (20) years from its effective date, unless such information is made public before this time expires.

10. LIMITED WARRANTY.

(a) Company's Standard Limited Warranty(ies) relating to *Products or Services* are applicable to this Agreement. The limited warranty(ies) are (i) attached to this Agreement; (ii) separately identified in the specific Product Price Book; or (iii) separately furnished by Company to Customer. (b) (i) In the event that certain Product warranties are not attached to this Agreement or separately furnished, Company warrants only to Customer that Products will be free from defects in material and

workmanship for a period of 12 months from the date of shipment of the Products. CO-Series locks, AD-Series locks, AD-Series Reader Modules, WPR400, WR1400, WSM400 TK400, CT5000, PIM400, PIM401, PIB300, and PIB301 will be warranted for a period of 12 months from the date of installation, not to exceed 24 months from the date of shipment from the factory. Company's sole obligation under this warranty is limited to repairing or replacing, at its option, the defective

Products. (ii) The provisions of this limited Product warranty do not apply to Products: (A) used for the purposes for which they are not designed or intended;

(B) which have been repaired or altered without Company's prior written consent; (C) which have been subjected to misuse, abuse, negligence, or accident; (D) which have been improperly stored, installed, maintained, or operated; (E) which have been used in violation of written instructions provided by Company to Customer; (F) which have subjected to improper temperature, humidity, or other environmental conditions; (G) which have been affected by normal wear and tear; or (H) which, based on Company's examination, do not disclose to Company's satisfaction nonconformance to the warranty.

(c) (i) In the event that certain Service warranties are not attached to this Agreement or separately furnished, Company warrants only to Customer that the Services will be free from defects in material and workmanship for a period of 6 months from the date of completion of the particular items of Service. Company's sole obligation under this warranty is limited to repairing or replacing, at its option, the defective Products. (ii) The provisions of this limited Product warranty do not apply to Products: (A) used for the purposes for which they are not designed or intended; (B) which have been repaired or altered without Company's prior written consent; (C) which have been subjected to misuse, abuse, negligence, or accident; (D) which have been improperly stored, installed, maintained, or operated; (E) which have been used in violation of written instructions provided by Company to Customer; (F) which have subjected to improper temperature, humidity, or other environmental conditions; (G) which have been affected by normal wear and tear; or (H) which, based on Company's examination, do not disclose to Company's satisfaction nonconformance to the warranty.

(c) (i) In the event that certain Service warranties are not attached to this Agreement or separately furnished, Company warrants only to Customer that the Services will be free from defects in material and workmanship for a period of 6 months from the date of completion of the particular items of Service. Company's sole obligation under this warranty is limited to repairing or reperformance, at its option, of the Service; provided however, if repair or reperformance is either impractical or impossible, the Company will refund to Customer that portion of the price paid to the Company for the defective item of Service. This warranty only applies if the company is given written notice of the defect or nonconformance by the Customer within 30 days of discovery. (ii) The provisions of this limited Service warranty does not apply to any defects or issues with the design or performance of equipment or products not manufactured by Company, nor does it apply to any code compliance or permit requirements for the assembly, installation, erection, or construction of any goods.

(d) **NO OTHER WARRANTIES, EXPRESS OR IMPLIED, ARE MADE WITH RESPECT TO THE PRODUCTS OR SERVICES INCLUDING, BUT NOT LIMITED TO, ANY IMPLIED WARRANTY OF MERCHANTABILITY OR FITNESS FOR A PARTICULAR PURPOSE.**

(e) The following costs and expenses are not covered by the provisions of these limited warranties:

- (i) labor costs for the removal and reinstallation of Products or other manufacturer's products;
- (ii) shipping and freight expenses required to return Products to Company; (iii) normal maintenance; and (iv) economic losses. In addition, the provisions of this warranty are not applicable to anything other than defects in Company's material (products only) or workmanship.

11. CUSTOMER'S REMEDIES, THE CUSTOMER'S EXCLUSIVE AND SOLE REMEDY ON ACCOUNT OF, OR IN RESPECT OF, THE FURNISHING OF PRODUCTS OR SERVICES THAT DO NOT CONFORM TO THIS AGREEMENT WILL BE TO (A) SECURE REPAIR OR REPLACEMENT OF THE PRODUCTS; OR (B) SECURE REPAIR OR REPERFORMANCE OF THE SERVICES OR TO OBTAIN A REFUND OF THE PRICE PAID FOR THE DEFECTIVE SERVICE, ALL AT COMPANY'S OPTION. IN NO EVENT WILL THE COMPANY'S MAXIMUM LIABILITY EXCEED THE SELLING PRICE FOR THE PRODUCTS OR ITEM OF SERVICE.

12. LIMITATION OF LIABILITY. IN NO EVENT WILL COMPANY BE LIABLE FOR INCIDENTAL, CONSEQUENTIAL, INDIRECT, SPECIAL, OR PUNITIVE DAMAGES INCLUDING, BUT NOT LIMITED TO, LOSS OF USE OF THE PRODUCTS, SERVICE INTERRUPTION, LOSS OF PROFITS, LOSS OF REVENUE, INTEREST, LOST GOODWILL, WORK STOPPAGE, IMPAIRMENT OF OTHER GOODS, LOSS BY REASON OF SHUTDOWN OR NON-OPERATION, INCREASED EXPENSES OF OPERATION, OR CLAIMS OF CUSTOMER'S CUSTOMERS, WHETHER BASED ON CONTRACT, WARRANTY, TORT (INCLUDING, BUT NOT LIMITED TO, STRICT LIABILITY OR NEGLIGENCE), PATENT INFRINGEMENT, OR OTHERWISE, EVEN IF ADVISED OF THE POSSIBILITY OF SUCH DAMAGES.

13. STATUTE OF LIMITATIONS. NO ACTION ARISING OUT OF ANY CLAIMED BREACH OF THIS AGREEMENT BY COMPANY MAY BE BROUGHT BY CUSTOMER MORE THAN ONE (1) YEAR AFTER THE CAUSE OF ACTION HAS ARISEN.

14. CONSUMER PRODUCTS. With respect to "consumer products" as defined under the Magnuson-Moss Warranty Act ("MMWA"), the following statements are made. (a) Some states do not allow limitations on how long an implied warranty lasts, so the above limitation may not apply to you. **IF ANY IMPLIED WARRANTY IS PROVIDED UNDER THE MMWA, IT IS LIMITED TO THE DURATION OF THE WARRANTY PROVIDED IN SECTION 10 ABOVE.** (b) Some states do not allow the exclusion or limitation of incidental or consequential damages, so the above limitation or exclusion may not apply to you. (c) This warranty gives you specific legal rights and you may also have other rights which vary from state to state.

15. FORCE MAJEURE. Any delay or failure of Company to perform its obligations hereunder will be excused to the extent that it is caused by an event or occurrence beyond its control such as, by way of example and not by way of limitation, acts of God, actions by any governmental authority (whether valid or invalid), governmental laws and regulations not presently in effect, fires, floods, windstorms, explosions, riots, natural disasters, wars, sabotage, accidents, labor problems (including, but not limited to, lockouts, strikes, and slowdowns) at Company's facility, its source plant or their suppliers, inability

to obtain power, material, labor equipment, or transportation, or court injunction or order. The delivery date will be extended for a time equal to that of the delay and the schedule for Company's performance will be deemed adjusted in the individual order(s) to that effect.

16. ENTIRE AGREEMENT AND AMENDMENT. This Agreement, together with any attachments or supplements specifically referenced in this Agreement, constitutes the entire agreement between the parties hereto and supersedes all previous communications, representations, or agreements, either oral or written, between the parties hereto with respect to the subject matter hereof. No agreement or understanding varying or expanding this Agreement will be binding upon either party hereto unless it is in writing and signed by a duly authorized representative thereof.

17. TERMINATION. (a) This Agreement may be terminated by either party by giving 30 days' written notice to the other party in the event of failure by such other party to fulfill any of its obligations hereunder. However, if during the period of such notice, such other party remedies such failure, this Agreement will continue with the same force and effect as if such notice had not been given. (b) This Agreement may be terminated upon the written mutual consent of the parties. (c) Either party may immediately terminate this Agreement by giving written notice to the other party in the event of the happening of any of the following or any other comparable event: (i) insolvency of the other party; (ii) filing of a petition in bankruptcy by or against the other party; (iii) appointment of a receiver or trustee for the other party; or (iv) execution of an assignment for the benefit of creditors by the other party, all of which will allow Company to demand reclamation of all affected orders. (d) Except as provided in this section 17, Customer may not terminate this Agreement, in whole or in part, unless Company's prior written consent is obtained and Customer agrees to pay all of Company's cancellation charges.

18. GOVERNING LAW; VENUE; AND EXPENSES. (a) This Agreement and any disputes or controversies arising hereunder will be governed by and construed according to the internal laws of the State of Indiana, United States of America, without regard to its conflict of law principles, and not including the United Nations Convention on Contracts for the International Sale of Goods. (b) Jurisdiction and venue with respect to any action, proceeding, or suit in connection with this Agreement will reside in the courts of the State of Indiana. (c) Customer agrees to pay for all expenses (including attorney's fees) incurred by Company in enforcing the obligations of Customer under this Agreement.

19. COMPLIANCE WITH LAWS, EXPORT CONTROLS, CERTIFICATIONS, AND NUCLEAR LIABILITY. (a) This Agreement is subject to, and Company and Customer will comply with, all laws and export controls, regulations, rules, orders, licenses, requirements, and governmental requests now or hereafter in effect in the United States of America that pertain to the Products or the initial sale of the Products or that pertain to Services. **Provided however,** Company is not responsible for obtaining or maintaining any permits for the performance of Services or the verification or compliance with any code requirements relative to the performance of Services. To the extent any sale of Products or Services pursuant to this Agreement may require approval of the U.S. Government, Company's obligations under this Agreement are conditioned upon the grant of such approval and upon compliance by Customer with any restrictions imposed by the U.S. Government in connection with such approval. (b) Certain Products are noted by Company as tested by independent laboratories for compliance with UL and/or ANSI standards. Any and all modifications or alterations to such Products will void such certification, and Company is not liable to Customer to certify any modified or altered Product. (c) In the event the Products are to be used in a nuclear facility, the Customer shall, prior to such use, arrange for insurance or governmental indemnity protecting Company against liability. The Customer hereby releases and agrees to indemnify Company and its suppliers for any nuclear damage including, but not limited to, loss of use, in any manner arising out of the nuclear incident, whether alleged to be due, in whole or in part by Company or its suppliers.

20. NO INDUCEMENTS. The parties hereto represent to each other and each agrees that, neither it nor any person acting on its behalf has, in contravention of any applicable law, given or offered to give, or will give or offer to give, any sum of money or other material consideration to any person, directly or indirectly, as an inducement to obtain business hereunder or to influence the granting of licenses or other governmental permissions to enter into this Agreement or perform obligations hereunder.

21. SEVERABILITY. If any provision of this Agreement is held to be invalid, illegal, or unenforceable under any statute, regulation, ordinance, executive order, or other rule of law, that provision will be deemed severed to the extent necessary to comply with such statute, regulation, ordinance, order, or rule. In the event such provision is deemed severed, the parties will negotiate in good faith to arrive at an alternative arrangement approximating the original business objective of the parties. The remaining terms and conditions of this Agreement will remain in effect.

22. NO IMPLIED WAIVER. The failure of either party at any time to require performance by the other party of any provision of this Agreement will in no way affect the right to require such performance at any time thereafter, nor will the waiver of either party of a breach of any provision of this Agreement constitute a waiver of any succeeding breach of the same or any other provision.

23. MISCELLANEOUS. (a) This Agreement does not constitute either party the agent or legal representative of the other party. Neither party is authorized to create any obligation on behalf of the other party including, but not limited to, the obligation for payment of any service or warranty obligation hereunder. (b) Neither this Agreement nor any right or obligation hereunder may be transferred or assigned by either party without the prior written approval of the other party, except that Company can transfer or assign this Agreement or any right or obligation (including, but not limited to the right to receive payments for any orders) to Ingersoll-Rand Company or an Ingersoll-Rand Company entity without first obtaining Customer's consent. (c) The rights and remedies herein reserved to Company will be cumulative and additional to any other or further rights and remedies provided at law or equity. (d) Customer does not have the right to setoff or to back charge against any amounts which become payable to Company under this Agreement or otherwise. (e) The official text of this Agreement is in the English language. If this Agreement is translated into another language, the English text will govern any question with respect to interpretation. (f) The headings in this Agreement are for convenience of reference only and do not affect the meaning of this Agreement in any manner.

24. DEFINITIONS. (a) "Agreement" means Ingersoll-Rand Company, Security Technologies Sector Terms and Conditions of Sale and Service. (b) "Company" means Ingersoll-Rand Company, Security Technologies Sector. (c) "Customer" means the Buyer. (d) "Buyer" means the purchaser of products or Services from Company. (e) "U.S." means United States of America.

**70 Series Heavy-Duty
79 Series Extra Heavy-Duty
Surface Overhead Holders & Stops**



Item*	Description	US10, US26D	US3, US4, US10B, US26	SP28, SP4, SP10, SP313, SPBLK
702H	70 Series, Size 2, Hold-Open	\$232	\$245	\$218
703H	70 Series, Size 3, Hold-Open	232	245	218
704H	70 Series, Size 4, Hold-Open	232	245	218
705H	70 Series, Size 5, Hold-Open	232	245	218
706H	70 Series, Size 6, Hold-Open	232	245	218
702S	70 Series, Size 2, Stop-Only	232	245	218
703S	70 Series, Size 3, Stop-Only	232	245	218
704S	70 Series, Size 4, Stop-Only	232	245	218
705S	70 Series, Size 5, Stop-Only	232	245	218
706S	70 Series, Size 6, Stop-Only	232	245	218
792H	79 Series, Size 2, Hold-Open	647	654	482
793H	79 Series, Size 3, Hold-Open	647	654	482
794H	79 Series, Size 4, Hold-Open	647	654	482
795H	79 Series, Size 5, Hold-Open	647	654	482
796H	79 Series, Size 6, Hold-Open	647	654	482
792S	79 Series, Size 2, Stop-Only	647	654	482
793S	79 Series, Size 3, Stop-Only	647	654	482
794S	79 Series, Size 4, Stop-Only	647	654	482
795S	79 Series, Size 5, Stop-Only	647	654	482
796S	79 Series, Size 6, Stop-Only	647	654	482

*For help in determining the size, please see chart below.

Options and Accessories

Item	Description	US32D	List Add		
			US10, US26D	US3, US4, US10B, US26	SP28, SP4, SP10, SP313, SPBLK
J suffix (70 series)*	Angle Jamb Bracket	–	\$60	\$60	\$60
J suffix (79 series)*	Angle Jamb Bracket	–	134	166	134
SNB-1 suffix (70)	Sex bolt (set) --- Doors up to 2" thick	–	29	29	29
SNB-2 suffix (70)	Sex bolt (set) --- Doors up to 3" thick	–	36	36	36
SNB-1 suffix (79)	Sex bolt (set) --- Doors up to 2" thick	–	57	57	57
SNB-2 suffix (79)	Sex bolt (set) --- Doors up to 3" thick	–	66	66	66
SOC suffix (70)	Pin-in-Socket Security Screws	\$28	–	–	–
SOC suffix (79)	Pin-in-Socket Security Screws	26	–	–	–
AJK 70*	70 Series Angle Jamb Bracket Kit	–	60	60	60
AJK 79*	79 Series Angle Jamb Bracket Kit	–	134	166	134
For Door thickness over 3" –			71	71	71

* Note: Angle Jamb Brackets affix to Standard Jamb Brackets to allow for flush transom or hinge side mounting. Conversion Kits are sold separately in the Parts Price List.

Optional Finishes – RAL Powder-Coat Finish (For information on available colors, consult factory)

Item	Description	List Add
1 - 10 Units	List Add to Stainless Steel (US32D) price	\$79
11 - 25 Units	List Add to Stainless Steel (US32D) price	54
26 or more Units	List Add to Stainless Steel (US32D) price	39

70 & 79 Series Sizing Chart – This chart illustrates the most common types of hinging & door opening sizes. For unusual door or hinge details, consult Glynn-Johnson's Technical Support.


Opening size with doors hung with:

Series & Size	Butts/Offset Pivots	Center Pivot
702 & 792	23-1/16"-27"	27-1/16"-33"
703 & 793	27-1/16"-33"	33-1/16"-39"
704 & 794	33-1/16"-39"	39-1/16"-45"
705 & 795	39-1/16"-45"	45-1/16"-51"
706 & 796	45-1/16"-54"	51-1/16"-59"

Prices subject to change without notice

81 Series Heavy-Duty Surface Overhead Holders & Stops

(Formerly 80 Series)



Item*	Description	US32D	US4, US10, US10B	US3, US32	652
813H	81 Series, Size 3, Hold-Open	\$353	\$402	\$420	\$298
814H	81 Series, Size 4, Hold-Open	353	402	420	298
815H	81 Series, Size 5, Hold-Open	353	402	420	298
816H	81 Series, Size 6, Hold-Open	353	402	420	298
813S	81 Series, Size 3, Stop-Only	308	354	372	258
814S	81 Series, Size 4, Stop-Only	308	354	372	258
815S	81 Series, Size 5, Stop-Only	308	354	372	258
816S	81 Series, Size 6, Stop-Only	308	354	372	258

* For help in determining size, please see chart below.

Options and Accessories

Item	Description	List Add All Finishes
J suffix	Angle Jamb Bracket	\$48
SHIM-1 suffix	1/4" Shim for Blade Stop Mounting	24
SHIM-2 suffix	1/2" Shim for Blade Stop Mounting	33
SHIM-3 suffix	3/4" Shim for Blade Stop Mounting	51
SOC suffix	Pin-in-Socket Security Screws	21
AJK 81*	Angle Jamb Bracket Kit	48
SHK 81-1	1/4" Shim Kit for Blade Stop Mounting	24
SHK 81-2	1/2" Shim Kit for Blade Stop Mounting	33
SHK 81-3	3/4" Shim Kit for Blade Stop Mounting	51
For Door Thickness over 2 1/4"		71

* Note: Angle Jamb Brackets affix to Standard Jamb Brackets to allow for flush transom or hinge side mounting (stop-only models). Conversion Kits are sold separately in the Parts Price List.

81 Series Sizing Chart – This chart illustrates the most common types of hinging & door opening sizes. For unusual door or hinge details, consult Glynn-Johnson's Technical Support.

Opening size with doors hung with:

Series & Size	Butts/Offset Pivots	Center Pivot
813	27-1/16"-33"	33-1/16"-39"
814	33-1/16"-39"	39-1/16"-45"
815	39-1/16"-45"	45-1/16"-51"
816	45-1/16"-54"	51-1/16"-59"

Prices subject to change without notice

90 Series Heavy-Duty Surface Overhead Holders & Stops



SP28,
SP4, SP10,
SP313,
SPBLK

Item*	Description	US32D	US4, US10	US3, US32	US10B	652	SP28, SP4, SP10, SP313, SPBLK
902H	90 Series, Size 2, Hold-Open	\$346	\$366	\$403	\$386	\$254	\$215
903H	90 Series, Size 3, Hold-Open	346	366	403	386	254	215
904H	90 Series, Size 4, Hold-Open	346	366	403	386	254	215
905H	90 Series, Size 5, Hold-Open	346	366	403	386	254	215
906H	90 Series, Size 6, Hold-Open	346	366	403	386	254	215
902S	90 Series, Size 2, Stop-Only	346	366	403	386	254	215
903S	90 Series, Size 3, Stop-Only	346	366	403	386	254	215
904S	90 Series, Size 4, Stop-Only	346	366	403	386	254	215
905S	90 Series, Size 5, Stop-Only	346	366	403	386	254	215
906S	90 Series, Size 6, Stop-Only	346	366	403	386	254	215
902F	90 Series, Size 2, Friction Hold-Open	346	366	403	386	254	215
903F	90 Series, Size 3, Friction Hold-Open	346	366	403	386	254	215
904F	90 Series, Size 4, Friction Hold-Open	346	366	403	386	254	215
905F	90 Series, Size 5, Friction Hold-Open	346	366	403	386	254	215
906F	90 Series, Size 6, Friction Hold-Open	346	366	403	386	254	215

* For help in determining the size, please see chart below.

Options and Accessories

Item	Description	List Add All Finishes
SE suffix	Stop-Only function for use with Single Point Hold-Open Electronic Closers	\$49
J suffix*	Angle Jamb Bracket	48
SHIM-1 suffix	1/4" Shim for Blade Stop Mounting	24
SHIM-2 suffix	1/2" Shim for Blade Stop Mounting	33
SHIM-3 suffix	3/4" Shim for Blade Stop Mounting	51
SOC suffix	Pin-in-Socket Security Screws	21
AJK90*	Angle Jamb Bracket Kit	48
SHK 90-1	1/4" Shim Kit for Blade Stop Mounting	24
SHK 90-2	1/2" Shim Kit for Blade Stop Mounting	33
SHK 90-3	3/4" Shim Kit for Blade Stop Mounting	51
For Door thickness over 2 1/4"		71

* Note: Angle Jamb Brackets affix to Standard Jamb Brackets to allow for flush transom or hinge side mounting. Conversion Kits are sold separately in the Parts Price List.

Optional Finishes – RAL Powder-Coat Finish (For information on available colors, consult factory)

Item	Description	List Add
1 - 10 Units	List Add to Stainless Steel (US32D) price	\$76
11 - 25 Units	List Add to Stainless Steel (US32D) price	52
26 or more Units	List Add to Stainless Steel (US32D) price	38

90 Series Sizing Chart – This chart illustrates the most common types of hinging & door opening sizes. For unusual door or hinge details, consult Glynn-Johnson's Technical Support.

Opening size with doors hung with:

Series & Size	Butts/Offset Pivots	Center Pivot
902	23-1/16"-27"	27-1/16"-33"
903	27-1/16"-33"	33-1/16"-39"
904	33-1/16"-39"	39-1/16"-45"
905	39-1/16"-45"	45-1/16"-51"
906	45-1/16"-54"	51-1/16"-59"

Prices subject to change without notice

100 Series Heavy-Duty Surface Concealed Overhead Holders & Stops



Item*	Description	US32D	US10	US4, US10B	US3, US32	SP28, SP4, SP10, SP313, SPBLK
101H, 102H	100 Series, Size 1 or 2, Hold-Open	\$334	\$352	\$356	\$376	\$333
103H, 104H	100 Series, Size 3 or 4, Hold-Open	334	352	356	376	333
105H, 106H	100 Series, Size 5 or 6, Hold-Open	334	352	356	376	333
101S, 102S	100 Series, Size 1 or 2, Stop-Only	334	352	356	376	333
103S, 104S	100 Series, Size 3 or 4, Stop-Only	334	352	356	376	333
105S, 106S	100 Series, Size 5 or 6, Stop-Only	334	352	356	376	333
101F, 102F	100 Series, Size 1 or 2, Friction Hold-Open	334	352	356	376	333
103F, 104F	100 Series, Size 3 or 4, Friction Hold-Open	334	352	356	376	333
105F, 106F	100 Series, Size 5 or 6, Friction Hold-Open	334	352	356	376	333
101HP, 102HP	100 Series, Size 1 or 2, Internal Hold-Open	334	352	356	376	333
103HP, 104HP	100 Series, Size 3 or 4, Internal Hold-Open	334	352	356	376	333
105HP, 106HP	100 Series, Size 5 or 6, Internal Hold-Open	334	352	356	376	333

*For help in determining the size, please see chart below.

Options and Accessories

Item	Description	US32D	US10	US4, US10B	US3, US32	SP28, SP4, SP10, SP313, SPBLK
SE suffix	Stop-Only function for use with Single Point Hold-Open Electronic Closers.	\$28	\$28	\$28	\$28	\$28
ADJ suffix	Adjustable Jamb Bracket Available on models 103-106 (Allows for field adjustment of Hold-Open 85-110 degrees)	67	67	67	67	59
CJ suffix	Special Jamb Bracket for use with LCN 5030 Closers. Specify Handing.	54	54	54	54	54
SOC suffix	Pin-in-Socket Security Screws	9.50	9.50	9.50	9.50	9.50
SOC suffix (ADJ)	Pin-in-Socket Security Screws	9.50	9.50	9.50	9.50	9.50

Conversion Kits are sold separately in the Parts Price List.

Optional Finishes – RAL Powder-Coat Finish (For information on available colors, consult factory)

Item	Description	List Add
1 - 10 Units	List Add to Stainless Steel (US32D) price	\$79
11 - 25 Units	List Add to Stainless Steel (US32D) price	54
26 or more Units	List Add to Stainless Steel (US32D) price	39

100 Series Sizing Chart – This chart illustrates the most common types of hinging & door opening sizes. For unusual door or hinge details, consult Glynn-Johnson's Technical Support.

Series & Size	Butts/Offset Pivots	Center Pivot
101	18"-23"	Not Available
102	23-1/16"-27"	Not Available
103	27-1/16"-33"	33-1/16"-39"
104	33-1/16"-39"	39-1/16"-45"
105	39-1/16"-45"	45-1/16"-51"
106	45-1/16"-54"	51-1/16"-59"

Prices subject to change without notice

410 Series Medium-Duty Concealed Overhead Holders & Stops



Item*	Description	US32D	US4, US10	US3, US32	US10B	652	SP28, SP4, SP10, SP313, SPBLK
411H	410 Series, Size 1, Hold-Open	\$125	\$139	\$149	\$140	\$107	\$97
412H	410 Series, Size 2, Hold-Open	125	139	149	140	107	97
413H	410 Series, Size 3, Hold-Open	125	139	149	140	107	97
414H	410 Series, Size 4, Hold-Open	125	139	149	140	107	97
415H	410 Series, Size 5, Hold-Open	125	139	149	140	107	97
411S	410 Series, Size 1, Stop-Only	125	139	149	140	107	97
412S	410 Series, Size 2, Stop-Only	125	139	149	140	107	97
413S	410 Series, Size 3, Stop-Only	125	139	149	140	107	97
414S	410 Series, Size 4, Stop-Only	125	139	149	140	107	97
415S	410 Series, Size 5, Stop-Only	125	139	149	140	107	97
411F	410 Series, Size 1, Friction Hold-Open	125	139	149	140	107	97
412F	410 Series, Size 2, Friction Hold-Open	125	139	149	140	107	97
413F	410 Series, Size 3, Friction Hold-Open	125	139	149	140	107	97
414F	410 Series, Size 4, Friction Hold-Open	125	139	149	140	107	97
415F	410 Series, Size 5, Friction Hold-Open	125	139	149	140	107	97

*For help in determining the size, please see chart below.

Options and Accessories

Item	Description	List Add All Finishes
SE suffix	Stop-Only function for use with Single Point Hold-Open Electronic Closers	\$23
SOC suffix	Pin-in-Socket Security Screws	14.50

Conversion Kits are sold separately in the Parts Price List.

Optional Finishes – RAL Powder-Coat Finish (For information on available colors, consult factory)

Item	Description	List Add
1 - 10 Units	List Add to Stainless Steel (US32D) price	\$79
11 - 25 Units	List Add to Stainless Steel (US32D) price	54
26 or more Units	List Add to Stainless Steel (US32D) price	39

410 Series Sizing Chart – This chart illustrates the most common types of hinging & door opening sizes. For unusual door or hinge details, consult Glynn-Johnson's Technical Support.

Series & Size	Butts/Offset Pivots	Center Pivot
411	18"-23"	Not Available
412	23-1/16"-27"	Not Available
413	27-1/16"-33"	33-1/16"-39"
414	33-1/16"-39"	39-1/16"-45"
415	39-1/16"-45"	45-1/16"-51"

Prices subject to change without notice

450 Series Medium-Duty Surface Overhead Holders & Stops



SP28,
SP4, SP10,
SP313,
SPBLK

Item*	Description	US32D	US4, US10	US3, US32	US10B	652	SP28, SP4, SP10, SP313, SPBLK
451H	450 Series, Size 1, Hold-Open	\$155	\$165	\$188	\$171	\$117	\$102
452H	450 Series, Size 2, Hold-Open	155	165	188	171	117	102
453H	450 Series, Size 3, Hold-Open	155	165	188	171	117	102
454H	450 Series, Size 4, Hold-Open	155	165	188	171	117	102
455H	450 Series, Size 5, Hold-Open	155	165	188	171	117	102
451S	450 Series, Size 1, Stop-Only	155	165	188	171	117	102
452S	450 Series, Size 2, Stop-Only	155	165	188	171	117	102
453S	450 Series, Size 3, Stop-Only	155	165	188	171	117	102
454S	450 Series, Size 4, Stop-Only	155	165	188	171	117	102
455S	450 Series, Size 5, Stop-Only	155	165	188	171	117	102
451F	450 Series, Size 1, Friction Hold-Open	155	165	188	171	117	102
452F	450 Series, Size 2, Friction Hold-Open	155	165	188	171	117	102
453F	450 Series, Size 3, Friction Hold-Open	155	165	188	171	117	102
454F	450 Series, Size 4, Friction Hold-Open	155	165	188	171	117	102
455F	450 Series, Size 5, Friction Hold-Open	155	165	188	171	117	102

*For help in determining the size, please see chart below.

Options and Accessories

Item	Description	List Add All Finishes
SE suffix	Stop-Only function for use with Single Point Hold-Open Electronic Closers	\$23
J suffix*	Angle Jamb Bracket	43
SHIM-1 suffix	3/16" Shim Kit for Blade Stop Mounting	19
SHIM-2 suffix	3/8" Shim Kit for Blade Stop Mounting	29
SHIM-3 suffix	9/16" Shim Kit for Blade Stop Mounting	39
SOC suffix	Pin-in-Socket Security Screws	21
1-3/8" Dr Thickness	Mounting Package for 1-3/8" Door	33
2-1/4" Dr Thickness	Mounting Package for up to 2-1/4" Door	18
For Door Thickness over 2 1/4"		71
AJK 450*	450 Series Angle Jamb Bracket Kit	43
SHK 450-1	3/16" Shim Kit for Blade Stop Mounting	19
SHK 450-2	3/8" Shim Kit for Blade Stop Mounting	29
SHK 450-3	9/16" Shim Kit for Blade Stop Mounting	39

* Note: Angle Jamb Brackets affix to Standard Jamb Brackets to allow for flush transom or hinge side mounting.

Conversion Kits are sold separately in the Parts Price List.

Optional Finishes – RAL Powder-Coat Finish (For information on available colors, consult factory)


Item	Description	List Add
1 - 10 Units	List Add to Stainless Steel (US32D) price	\$79
11 - 25 Units	List Add to Stainless Steel (US32D) price	54
26 or more Units	List Add to Stainless Steel (US32D) price	39

450 Series Sizing Chart – This chart illustrates the most common types of hinging & door opening sizes. For unusual door or hinge details, consult Glynn-Johnson's Technical Support.

Series & Size	Butts/Offset Pivots	Center Pivot
451	18"-23"	23-1/16"-27"
452	23-1/16"-27"	27-1/16"-33"
453	27-1/16"-33"	33-1/16"-39"
454	33-1/16"-39"	39-1/16"-45"
455	39-1/16"-45"	45-1/16"-51"

Prices subject to change without notice

**280 Series Sensaguard
Stand Alone Holder/Release Smoke Detector**



Item	Description	US28	313AN
280	Sensaguard Stand Alone Holder/Release Smoke Detector <ul style="list-style-type: none"> • Battery Operated Hold-Open/Release • Built-in Smoke Detector • Non-Handed -- Mounts on Push or Pull Side of Door • Fits Doors 30" and Larger 	\$946	\$982

Options

Item	Description	All Finishes
SOC suffix	Pin-in-Socket Security Screws	\$20

Prices subject to change without notice

HL6 Push/Pull Latch and PL7 and PL8 Privacy Function Push/Pull Latch



Item	Description	US26D	US32D	US26	US32	US4, US10	US3, US10B
HL6-2	Push/Pull Latch - 2-3/4" Backset	\$308	\$357	\$383	\$379	\$366	\$391
HL6-3	Push/Pull Latch - 3-3/4" Backset	308	357	383	379	366	391
HL6-5	Push/Pull Latch - 5" Backset	308	357	383	379	366	391
PL7-2	Push Side Thumbturn - 2-3/4" Backset	402	461	482	491	474	494
PL7-3	Push Side Thumbturn - 3-3/4" Backset	402	461	482	491	474	494
PL7-5	Push Side Thumbturn - 5" Backset	402	461	482	491	474	494
PL8-2	Pull Side Thumbturn - 2-3/4" Backset	402	461	482	491	474	494
PL8-3	Pull Side Thumbturn - 3-3/4" Backset	402	461	482	491	474	494
PL8-5	Pull Side Thumbturn - 5" Backset	402	461	482	491	474	494

Options

Item	Description	List Add
7" suffix	7" Backset	\$45
A suffix	ASA Strike, ANSI 115.1 (1-1/4" x 4-7/8") when ordered with latch	N/C
AS suffix	Both Standard & ASA Strike	26
B suffix	Brass base material on US26D	49
E suffix	Engraved <i>Push</i> and <i>Pull</i> . (See page 14 for ordering guide)	49
EN suffix	Pull Only Latch	List Deduct 60
EO suffix	Push Only Latch	List Deduct 60
L Suffix	Lead Lining	88
RL suffix	Roller Latch Conversion	43
SOC suffix	Pin-in-Socket Security Screws	26
Standard HL6 with Door Thickness over 1 3/4" (Without special strike)		72
PL7 or PL8 with Door Thickness over 1 3/4"		N/A

Optional Finishes – RAL Powder-Coat Finish (For information on available colors, consult factory)

Item	Description	List Add
1 - 10 Units	List Add to Stainless Steel (US32D) price	\$76
11 - 25 Units	List Add to Stainless Steel (US32D) price	54
26 or more Units	List Add to Stainless Steel (US32D) price	38
Anti-Microbial Coating is available for the HL and PL series in US26D and US32D finishes .		24

Specify US26D-AM or US32D-AM when ordering.

Push/Pull Latches - How to Order

Example:

HL6 E 4 - US26D - 2 - -

Model (HL6, PL7, PL8)

Option, if applicable (B, E, EN, EO, L, RL, SOC)

Engraving style, if applicable, see page 14. (1, 2, 3, 4, 5, 6)

Finish (US3, US4, US10, US10B, US26, US26D, US32, US32D)

Backset (2=2-3/4", 3=3-3/4", 5=5", 7=7")

Strike (Blank for standard, A for ASA, AS for both strikes)

Door Thickness (Blank for 1-3/4" door, specify other thickness)

Prices subject to change without notice

Push/Pull Mortise Lock Combination

- Schlage L Series Lock Included.
- Cylinders are not included and are not available through Glynn-Johnson
- On functions with cylinders, handles must be mounted in down position on key side or horizontally on both sides.
- On functions with thumbturns, handles must be mounted in the horizontal position.
- All units 2-3/4" backset
- ASA strike furnished with all units.



Model	Description	US26D	US26, US10B, US3	US US10	US32D
HL6-9010	Passage Function	\$853	\$892	\$892	\$892
HL6-9040*	Privacy Function	892	932	932	932
HL6-9050*	Office/Inner Entry Function	892	932	932	932
HL6-9060	Apartment Entrance Function	853	892	892	892
HL6-9070	Classroom Function	853	892	892	892
HL6-9080	Storeroom Function	853	892	892	892
HL6-9082	Institution Function	853	892	892	892
HL6-9453*	Entrance Function	892	932	932	932
HL6-9456*	Dormitory Exit Function	892	932	932	932
HL6-9465	Closet/Storeroom Function	892	932	932	932
HL6-9466	Store/Utility Function	892	932	932	932
HL6-9473*	Dorm Bedroom Function	892	932	932	932
HL6-9485*	Hotel Lock Function	892	932	932	932
HL6-9486*	Hotel Lock Function	892	932	932	932
HL6-9000RK	Less Mortise Lock	366	401	401	401

*Thumbturn functions

Options

Item	Description	List Add
L suffix	Lead Lining	\$247
E suffix	Engraved <i>Push</i> and <i>Pull</i> . (See page 14 for ordering guide)	49
B suffix	Brass base material on US26D	49
SOC suffix	Pin-in-Socket Security Screws	26
EO suffix	Push Side Only Latch	List Deduct 139
EN suffix	Pull Side Only Latch	List Deduct 139
BT suffix	Bent Tab for Mortise Lock Strike	55
✓EL/EU suffix	Electric Locking or Unlocking for 9080 only	580
✓EL/EU suffix	Electric Locking or Unlocking for 9082 only	646
✓RX suffix	9080EL/EU or 9082EL/EU	245

✓ Consult factory for lead time.

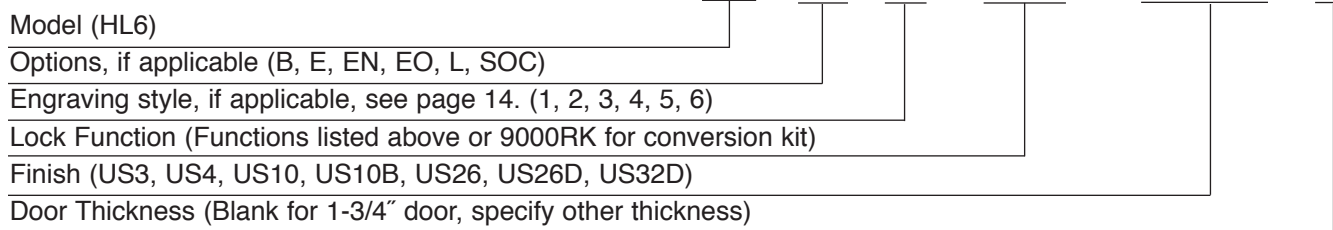
Optional Finishes – RAL Powder-Coat Finish (For information on available colors, consult factory)

Item	Description	List Add
1-10 Units	List Add to Stainless Steel (US32D) price	\$79
11-25 Units	List Add to Stainless Steel (US32D) price	54
26 or more Units	List Add to Stainless Steel (US32D) price	39

Anti-Microbial Coating is available for the HL and PL series in US26D and US32D finishes. Specify US26D-AM or US32D-AM when ordering.

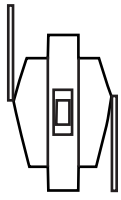
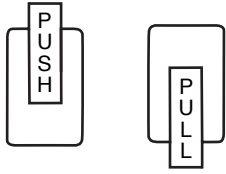
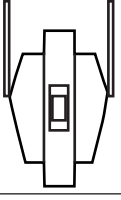
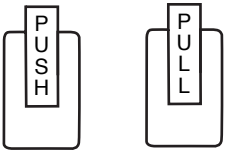
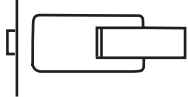
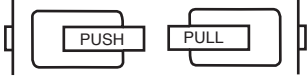

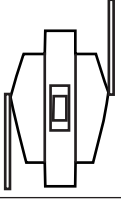
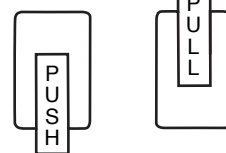
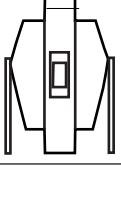
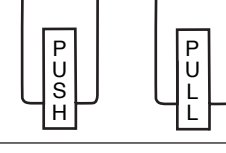
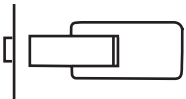


Push/Pull Latches - How to Order Example:

HL6 E 2 - 9070 - US26D



Prices subject to change without notice

Engraving Guide

		Mounting Position	To Order, Specify
		Push Up, Pull Down <ul style="list-style-type: none"> • Any backset • Non-handed • No PL7 or PL8 	E1
		Push Up, Pull Up <ul style="list-style-type: none"> • Any Backset • Non-handed 	E2
		Horizontal Engraving <ul style="list-style-type: none"> • Any Backset • RH • No PL7 or PL8 	E3
		Horizontal Engraving <ul style="list-style-type: none"> • Any Backset • LH • No PL7 or PL8 	E4
		Push Down, Pull Up <ul style="list-style-type: none"> • Any Backset • Non-Handed • No PL7 or PL8 	E5
		Push Down, Pull Down <ul style="list-style-type: none"> • Any Backset • Non-handed 	E6
		Horizontal Engraving <ul style="list-style-type: none"> • 7" Backset only • RH • No Mortise Lock • No PL7 or PL8 	E4
		Horizontal Engraving <ul style="list-style-type: none"> • 7" Backset only • LH • No Mortise Lock • No PL7 or PL8 	E3

Prices subject to change without notice

PARTS

How to Use this Parts Price List	17
Parts for 70 and 79 Series Overhead Holders & Stops	18-20
Parts for 80/81 Series Overhead Holders & Stops	20-21
Parts for 90 Series Overhead Holders & Stops	21-22
Parts for 100 Series Overhead Holders & Stops	23-25
Parts for 410/450 Series Overhead Holders & Stops	26-28
Parts for 280 Sensaguard Overhead Holder	28
Parts for HL6/PL7/PL8 Series Push/Pull Latches	29-34

HOW TO USE THIS PARTS PRICE LIST

To find a part number and its list price:

- First, **start with the product** where the part is used.
- Next, **scan the descriptions** shown below the product.
- Once you find the description, **determine the finish**, if applicable.
- From there, **note the part number** to use when ordering. If directed, refer to the HOW TO ORDER guide used to order most arm assemblies, channel assemblies, and handle assemblies.

If you are unable to find a part, or if you already know the part number but do not know where it is being used and you need its list price, please contact Glynn-Johnson Customer Service at the telephone number shown below.

Customer Care 1-877-671-7011

PLEASE NOTE: For authorized **IRFASTTRACK** customers, please refer to **IRFASTTRACK** Price Book for products available in 24-hour or 5-days. Customer Service 1-866-ICALLIR (1-866-422-5547) Fax: 1-800-288-4242

Prices subject to change without notice

Description	Finish	Part No.	List Price Each
70 Series			
70 Door Bracket & Pin	US3	OHPART.10001	\$64.00
70 Door Bracket & Pin	US4	OHPART.10002	64.00
70 Door Bracket & Pin	US10	OHPART.10003	53.00
70 Door Bracket & Pin	US10B	OHPART.10004	64.00
70 Door Bracket & Pin	US26	OHPART.10005	64.00
70 Door Bracket & Pin	US26D	OHPART.10006	48.00
70 Door Bracket & Pin	SP4	OHPART.10007	32.00
70 Door Bracket & Pin	SP10	OHPART.10008	32.00
70 Door Bracket & Pin	SP313	OHPART.10009	32.00
70 Door Bracket & Pin	SP28	OHPART.10010	32.00
70 Door Bracket & Pin	SPBLK	OHPART.10011	32.00
70 Jamb Bracket	US3	OHPART.10012	95.00
70 Jamb Bracket	US4	OHPART.10013	95.00
70 Jamb Bracket	US10	OHPART.10014	88.00
70 Jamb Bracket	US10B	OHPART.10015	95.00
70 Jamb Bracket	US26	OHPART.10016	95.00
70 Jamb Bracket	US26D	OHPART.10017	88.00
70 Jamb Bracket	SP4	OHPART.10018	85.00
70 Jamb Bracket	SP10	OHPART.10019	85.00
70 Jamb Bracket	SP313	OHPART.10020	85.00
70 Jamb Bracket	SP28	OHPART.10021	85.00
70 Jamb Bracket	SPBLK	OHPART.10022	85.00
70 Hook Assembly - Hold Open Conversion	US3	OHPART.10023	46.00
70 Hook Assembly - Hold Open Conversion	US4	OHPART.10024	46.00
70 Hook Assembly - Hold Open Conversion	US10	OHPART.10025	46.00
70 Hook Assembly - Hold Open Conversion	US10B	OHPART.10026	46.00
70 Hook Assembly - Hold Open Conversion	US26	OHPART.10027	46.00
70 Hook Assembly - Hold Open Conversion	US26D	OHPART.10028	46.00
70 Hook Assembly - Hold Open Conversion	SP4	OHPART.10029	46.00
70 Hook Assembly - Hold Open Conversion	SP10	OHPART.10030	46.00
70 Hook Assembly - Hold Open Conversion	SP313	OHPART.10031	46.00
70 Hook Assembly - Hold Open Conversion	SP28	OHPART.10032	46.00
70 Hook Assembly - Hold Open Conversion	SPBLK	OHPART.10033	46.00
70 Stop Washer - Stop Only Conversion	-	OHPART.10034	9.00
70 Shock Spring	-	OHPART.10035	6.00
70 Roll Pin (Pkg of 10)	-	OHPART.10036	6.00
70 Adjustment Nut (Pkg of 10)	-	OHPART.10037	9.00
70 Mounting Pkg	US3,US4,SP4	OHPART.10038	24.00
70 Mounting Pkg	US10,SP10	OHPART.10039	24.00
70 Mounting Pkg	US10B,SP313	OHPART.10040	24.00
70 Mounting Pkg	US26,US26D,SP28	OHPART.10041	24.00
70 Mounting Pkg	SPBLK	OHPART.10042	24.00
70 Security Mounting Pkg	-	OHPART.10043	28.00
70 Mounting Pkg - 2 1/4" Door	US3,US4,SP4	OHPART.10044	24.00
70 Mounting Pkg - 2 1/4" Door	US10,SP10	OHPART.10045	24.00
70 Mounting Pkg - 2 1/4" Door	US10B,SP313	OHPART.10046	24.00
70 Mounting Pkg - 2 1/4" Door	US26,US26D,SP28	OHPART.10047	24.00
70 Mounting Pkg - 2 1/4" Door	SPBLK	OHPART.10048	24.00
70/79/81/90 Angle Screw Pkg	US3,US4,SP4	OHPART.10049	9.00
70/79/81/90 Angle Screw Pkg	US10,SP10	OHPART.10050	9.00
70/79/81/90 Angle Screw Pkg	US10B,SP313	OHPART.10051	9.00
70/79/81/90 Angle Screw Pkg	US26,US26D,SP28	OHPART.10052	9.00
70/79/81/90 Angle Screw Pkg	SPBLK	OHPART.10053	9.00

continued on next page

Prices subject to change without notice

Description	Finish	Part No.	List Price Each
70 Series (continued)			
70 Sex Bolt Pkg, Up to 2" Door (Set of 3)	US3,US4	OHPART.10054	\$29.00
70 Sex Bolt Pkg, Up to 2" Door (Set of 3)	US10,SP10	OHPART.10055	29.00
70 Sex Bolt Pkg, Up to 2" Door (Set of 3)	US10B,SP313	OHPART.10056	29.00
70 Sex Bolt Pkg, Up to 2" Door (Set of 3)	US26,US26D	OHPART.10057	29.00
70 Sex Bolt Pkg, Up to 2" Door (Set of 3)	SP4	OHPART.10058	29.00
70 Sex Bolt Pkg, Up to 2" Door (Set of 3)	SP28	OHPART.10059	29.00
70 Sex Bolt Pkg, Up to 2" Door (Set of 3)	SPBLK	OHPART.10060	29.00
70 Sex Bolt Pkg, 2" to 3" Door (Set of 3)	US3,US4	OHPART.10061	36.50
70 Sex Bolt Pkg, 2" to 3" Door (Set of 3)	US10,SP10	OHPART.10062	36.50
70 Sex Bolt Pkg, 2" to 3" Door (Set of 3)	US10B,SP313	OHPART.10063	36.50
70 Sex Bolt Pkg, 2" to 3" Door (Set of 3)	US26,US26D	OHPART.10064	36.50
70 Sex Bolt Pkg, 2" to 3" Door (Set of 3)	SP4	OHPART.10065	36.50
70 Sex Bolt Pkg, 2" to 3" Door (Set of 3)	SP28	OHPART.10066	36.50
70 Sex Bolt Pkg, 2" to 3" Door (Set of 3)	SPBLK	OHPART.10067	36.50

79 Series

79 Door Bracket & Pin	US3	OHPART.10101	\$96.00
79 Door Bracket & Pin	US4	OHPART.10102	96.00
79 Door Bracket & Pin	US10	OHPART.10103	88.00
79 Door Bracket & Pin	US10B	OHPART.10104	96.00
79 Door Bracket & Pin	US26	OHPART.10105	96.00
79 Door Bracket & Pin	US26D	OHPART.10106	88.00
79 Door Bracket & Pin	SP4	OHPART.10107	54.00
79 Door Bracket & Pin	SP10	OHPART.10108	54.00
79 Door Bracket & Pin	SP313	OHPART.10109	54.00
79 Door Bracket & Pin	SP28	OHPART.10110	54.00
79 Door Bracket & Pin	SPBLK	OHPART.10111	54.00
79 Jamb Bracket	US3	OHPART.10112	296.00
79 Jamb Bracket	US4	OHPART.10113	296.00
79 Jamb Bracket	US10	OHPART.10114	221.00
79 Jamb Bracket	US10B	OHPART.10115	296.00
79 Jamb Bracket	US26	OHPART.10116	296.00
79 Jamb Bracket	US26D	OHPART.10117	221.00
79 Jamb Bracket	SP4	OHPART.10118	169.00
79 Jamb Bracket	SP10	OHPART.10119	169.00
79 Jamb Bracket	SP313	OHPART.10120	169.00
79 Jamb Bracket	SP28	OHPART.10121	169.00
79 Jamb Bracket	SPBLK	OHPART.10122	169.00
79 Hook Assembly - Hold Open Conversion	US3	OHPART.10123	80.00
79 Hook Assembly - Hold Open Conversion	US4	OHPART.10124	80.00
79 Hook Assembly - Hold Open Conversion	US10	OHPART.10125	80.00
79 Hook Assembly - Hold Open Conversion	US10B	OHPART.10126	80.00
79 Hook Assembly - Hold Open Conversion	US26	OHPART.10127	80.00
79 Hook Assembly - Hold Open Conversion	US26D	OHPART.10128	80.00
79 Hook Assembly - Hold Open Conversion	SP4	OHPART.10129	80.00
79 Hook Assembly - Hold Open Conversion	SP10	OHPART.10130	80.00
79 Hook Assembly - Hold Open Conversion	SP313	OHPART.10131	80.00
79 Hook Assembly - Hold Open Conversion	SP28	OHPART.10132	80.00
79 Hook Assembly - Hold Open Conversion	SPBLK	OHPART.10133	80.00

continued on next page

Prices subject to change without notice

Description	Finish	Part No.	List Price Each
79 Series (continued)			
79 Stop Washer - Stop Only Conversion	-	OHPART.10134	\$9.00
79 Shock Spring	-	OHPART.10135	9.00
79 Roll Pin (Pkg of 10)	-	OHPART.10136	9.00
79 Adjustment Nut (Pkg of 10)	-	OHPART.10137	18.00
79 Mounting Pkg	US3,US4,SP4	OHPART.10138	35.00
79 Mounting Pkg	US10,SP10	OHPART.10139	35.00
79 Mounting Pkg	US10B,SP313	OHPART.10140	35.00
79 Mounting Pkg	US26,US26D,SP28	OHPART.10141	35.00
79 Mounting Pkg	SPBLK	OHPART.10142	35.00
79 Security Mounting Pkg	-	OHPART.10143	26.00
70/79/81/90 Angle Screw Pkg	US3,US4,SP4	OHPART.10049	9.00
70/79/81/90 Angle Screw Pkg	US10,SP10	OHPART.10050	9.00
70/79/81/90 Angle Screw Pkg	US10B,SP313	OHPART.10051	9.00
70/79/81/90 Angle Screw Pkg	US26,US26D,SP28	OHPART.10052	9.00
70/79/81/90 Angle Screw Pkg	SPBLK	OHPART.10053	9.00
79 Sex Bolt Pkg, Up to 2" Door (Set of 4)	US3,US4	OHPART.10144	57.00
79 Sex Bolt Pkg, Up to 2" Door (Set of 4)	US10,SP10	OHPART.10145	57.00
79 Sex Bolt Pkg, Up to 2" Door (Set of 4)	US10B,SP313	OHPART.10146	57.00
79 Sex Bolt Pkg, Up to 2" Door (Set of 4)	US26,US26D	OHPART.10147	57.00
79 Sex Bolt Pkg, Up to 2" Door (Set of 4)	SP4	OHPART.10148	57.00
79 Sex Bolt Pkg, Up to 2" Door (Set of 4)	SP28	OHPART.10149	57.00
79 Sex Bolt Pkg, Up to 2" Door (Set of 4)	SPBLK	OHPART.10150	57.00
79 Sex Bolt Pkg, 2" to 3" Door (Set of 4)	US3,US4	OHPART.10151	67.50
79 Sex Bolt Pkg, 2" to 3" Door (Set of 4)	US10,SP10	OHPART.10152	67.50
79 Sex Bolt Pkg, 2" to 3" Door (Set of 4)	US10B,SP313	OHPART.10153	67.50
79 Sex Bolt Pkg, 2" to 3" Door (Set of 4)	US26,US26D	OHPART.10154	67.50
79 Sex Bolt Pkg, 2" to 3" Door (Set of 4)	SP4	OHPART.10155	67.50
79 Sex Bolt Pkg, 2" to 3" Door (Set of 4)	SP28	OHPART.10156	67.50
79 Sex Bolt Pkg, 2" to 3" Door (Set of 4)	SPBLK	OHPART.10157	67.50

80 and 81 Series

80/81 Handle, Spring & Plunger Pkg	US3	OHPART.10201	\$64.00
80/81 Handle, Spring & Plunger Pkg	US4	OHPART.10202	59.00
80/81 Handle, Spring & Plunger Pkg	US10	OHPART.10203	59.00
80/81 Handle, Spring & Plunger Pkg	US10B	OHPART.10204	59.00
80/81 Handle, Spring & Plunger Pkg	US32	OHPART.10205	64.00
80/81 Handle, Spring & Plunger Pkg	US32D,652	OHPART.10206	54.00
80/81 Handle, Spring & Plunger Pkg	SP4	OHPART.10207	46.00
80/81 Handle, Spring & Plunger Pkg	SP10	OHPART.10208	46.00
80/81 Handle, Spring & Plunger Pkg	SP313	OHPART.10209	46.00
80/81 Handle, Spring & Plunger Pkg	SP28	OHPART.10210	46.00
80/81 Handle, Spring & Plunger Pkg	SPBLK	OHPART.10211	46.00
80/81 Handle	US3	OHPART.10212	59.00
80/81 Handle	US4	OHPART.10213	54.00
80/81 Handle	US10	OHPART.10214	54.00
80/81 Handle	US10B	OHPART.10215	54.00
80/81 Handle	US26	OHPART.10216	59.00
80/81 Handle	US26D,652	OHPART.10217	48.00
80/81 Handle	SP4	OHPART.10218	37.00
80/81 Handle	SP10	OHPART.10219	37.00
80/81 Handle	SP313	OHPART.10220	37.00
80/81 Handle	SP28	OHPART.10221	37.00
80/81 Handle	SPBLK	OHPART.10222	37.00

continued on next page

Prices subject to change without notice

Description	Finish	Part No.	List Price Each
80 and 81 Series (continued)			
80/81 Plunger	-	OHPART.10223	\$8.00
80/81 Plunger Spring	-	OHPART.10224	6.00
81 Channel	US3	OHPART.10244	65.00
81 Channel	US4	OHPART.10245	59.00
81 Channel	US10	OHPART.10246	59.00
81 Channel	US10B	OHPART.10247	59.00
81 Channel	US32	OHPART.10248	65.00
81 Channel	US32D	OHPART.10249	46.00
81 Channel	652	OHPART.10250	29.00
81/90 End Cap	-	OHPART.10256	18.00
81 Shock Spring	-	OHPART.10257	8.00
80 Mounting Pkg, 1 3/4" Door	US3,US4,SP4	OHPART.10226	31.00
80 Mounting Pkg, 1 3/4" Door	US10,SP10	OHPART.10227	31.00
80 Mounting Pkg, 1 3/4" Door	US10B,SP313	OHPART.10228	31.00
80 Mounting Pkg, 1 3/4" Door	US32,US32D,652,SP28	OHPART.10229	31.00
80 Mounting Pkg, 1 3/4" Door	SPBLK	OHPART.10230	31.00
80HD Mounting Pkg, 1 3/4" Door	US3,US4,SP4	OHPART.10231	47.00
80HD Mounting Pkg, 1 3/4" Door	US10,SP10	OHPART.10232	47.00
80HD Mounting Pkg, 1 3/4" Door	US10B,SP313	OHPART.10233	47.00
80HD Mounting Pkg, 1 3/4" Door	US32,US32D,652,SP28	OHPART.10234	47.00
80HD Mounting Pkg, 1 3/4" Door	SPBLK	OHPART.10235	47.00
81 Mounting Pkg, Up to 2 1/4" Door	US3,US4,SP4	OHPART.10236	31.00
81 Mounting Pkg, Up to 2 1/4" Door	US10,SP10	OHPART.10237	31.00
81 Mounting Pkg, Up to 2 1/4" Door	US10B,SP313	OHPART.10238	31.00
81 Mounting Pkg, Up to 2 1/4" Door	US32,US32D,652	OHPART.10239	31.00
81 Mounting Pkg, Up to 2 1/4" Door	SPBLK	OHPART.10240	31.00
80 Security Mounting Pkg, 1 3/4" Door	-	OHPART.10241	21.00
80HD Security Mounting Pkg, 1 3/4" Door	-	OHPART.10242	28.00
81 Security Mounting Pkg, Up to 2 1/4" Door	-	OHPART.10243	21.00
70/79/81/90 Angle Screw Pkg	US3,US4,SP4	OHPART.10049	9.00
70/79/81/90 Angle Screw Pkg	US10,SP10	OHPART.10050	9.00
70/79/81/90 Angle Screw Pkg	US10B,SP313	OHPART.10051	9.00
70/79/81/90 Angle Screw Pkg	US32,US32D,SP28	OHPART.10052	9.00
70/79/81/90 Angle Screw Pkg	SPBLK	OHPART.10053	9.00

Prices subject to change without notice

90 Series

How to Order Arm Assembly

Size -	2, 3, 4, 5, 6	ARM90	4	H	-	US3
Function -	H (Hold Open), S (Stop Only), F (Friction Hold Open), SE (Stop Only)					
Finish -	US3, US4, US10, US10B, US32, US32D, 652 SP4, SP10, SP313, SP28, SPBLK					

Description	Finish	List Price Each
90 Arm Assembly	US3	\$213.00
90 Arm Assembly	US4	195.00
90 Arm Assembly	US10	195.00
90 Arm Assembly	US10B	206.00
90 Arm Assembly	US32	213.00
90 Arm Assembly	US32D	185.00
90 Arm Assembly	652	137.00
90 Arm Assembly	SP4	118.00
90 Arm Assembly	SP10	118.00
90 Arm Assembly	SP313	118.00
90 Arm Assembly	SP28	118.00
90 Arm Assembly	SPBLK	118.00

90 Series

How to Order Channel Assembly

Size -	2, 3, 4, 5, 6	CHANNEL 90	4	H	-	US3
Function -	H (Hold Open), S (Stop Only), F (Friction Hold Open), SE (Stop Only)					
Finish -	US3, US4, US10, US10B, US32, US32D, 652 SP4, SP10, SP313, SP28, SPBLK					

Description	Finish	List Price Each
90 Channel Assembly - H, S or F	US3	\$254.00
90 Channel Assembly - H,S or F	US4	228.00
90 Channel Assembly - H, S or F	US10	228.00
90 Channel Assembly - H,S or F	US10B	242.00
90 Channel Assembly - H, S or F	US32	254.00
90 Channel Assembly - H,S or F	US32D	221.00
90 Channel Assembly - H, S or F	652	164.00
90 Channel Assembly - H,S or F	SP4	137.00
90 Channel Assembly - H, S or F	SP10	137.00
90 Channel Assembly - H,S or F	SP313	137.00
90 Channel Assembly - H, S or F	SP28	137.00
90 Channel Assembly - H,S or F	SPBLK	137.00

continued on next page

Prices subject to change without notice

Description	Finish	Part No.	List Price Each
90 Series (continued)			
90 Channel Assembly - SE	US3		\$305.00
90 Channel Assembly - SE	US4		279.00
90 Channel Assembly - SE	US10		279.00
90 Channel Assembly - SE	US10B		293.00
90 Channel Assembly - SE	US32		305.00
90 Channel Assembly - SE	US32D		272.00
90 Channel Assembly - SE	652		215.00
90 Channel Assembly - SE	SP4		188.00
90 Channel Assembly - SE	SP10		188.00
90 Channel Assembly - SE	SP313		188.00
90 Channel Assembly - SE	SP28		188.00
90 Channel Assembly - SE	SPBLK		188.00
◆ 90 Old Style End Cap	SPBLK	OHPART.10306	18.00
◆ 90 Old Style End Cap & Spring Assembly	US3,US4,SP4	OHPART.10307	24.00
◆ 90 Old Style End Cap & Spring Assembly	US10,SP10	OHPART.10308	24.00
◆ 90 Old Style End Cap & Spring Assembly	SPBLK	OHPART.10312	24.00
◆ 90 Old Style End Cap Key (Pkg of 20)	-	OHPART.10313	9.00
◆ 90 Old Style Mounting Pkg, Up to 2 1/4" Door	US3,US4,SP4	OHPART.10320	47.00
◆ 90 Old Style Mounting Pkg, Up to 2 1/4" Door	US10,SP10	OHPART.10321	47.00
◆ 90 Old Style Mounting Pkg, Up to 2 1/4" Door	US10B,SP313	OHPART.10322	47.00
◆ 90 Old Style Mounting Pkg, Up to 2 1/4" Door	US32,US32D,652,SP28	OHPART.10323	47.00
◆ 90 Old Style Mounting Pkg, Up to 2 1/4" Door	SPBLK	OHPART.10324	47.00
70/79/81/90 Angle Screw Pkg	US3,US4,SP4	OHPART.10049	9.00
70/79/81/90 Angle Screw Pkg	US10,SP10	OHPART.10050	9.00
70/79/81/90 Angle Screw Pkg	US10B,SP313	OHPART.10051	9.00
70/79/81/90 Angle Screw Pkg	US32,US32D,SP28	OHPART.10052	9.00
70/79/81/90 Angle Screw Pkg	SPBLK	OHPART.10053	9.00
90 Hold Open Conversion Kit	-	OHPART.10325	28.00
90 Friction Hold Open Conversion Kit	-	OHPART.10326	18.00
◆ 90 Old Style SE Conversion Kit	SPBLK	OHPART.10332	28.00
● 90 End Cap	SPBLK	OHPART.11103	18.00
● 90 End Cap & Spring Assy.	SPBLK	OHPART.11104	24.00
● 90 Mounting Pkg, Up to 2 1/4" Dr.	US3,US4,SP4	OHPART.11105	47.00
● 90 Mounting Pkg, Up to 2 1/4" Dr.	US10,SP10	OHPART.11106	47.00
● 90 Mounting Pkg, Up to 2 1/4" Dr.	US10B,SP313	OHPART.11107	47.00
● 90 Mounting Pkg, Up to 2 1/4" Dr.	US32,US32D,652,SP28	OHPART.11108	47.00
● 90 Mounting Pkg, Up to 2 1/4" Dr.	SPBLK	OHPART.11109	47.00
● 90 SE Conversion Kit	SPBLK	OHPART.11110	28.00
● 90 Security Mount Pkg 2 1/4"	-	OHPART.10243	21.00
◆ For Overheads shipped before October 1, 2006			
● For Overheads shipped after October 1, 2006			

Prices subject to change without notice

100 Series

How to Order Arm Assembly

Size -	1, 2, 3, 4, 5, 6	ARM10	4	H	-	US3
Function -	H (Hold Open), S (Stop Only), HP (Internal Hold Open) F (Friction Hold Open), SE (Stop Only)					
Optional Jamb Bracket -	ADJ - Adjustable Jamb Bracket CJLH, CJRH - LCN5030 Jamb Bracket					
Finish -	US3, US4, US10, US10B, US32, US32D SP4, SP10, SP313, SP28, SPBLK					

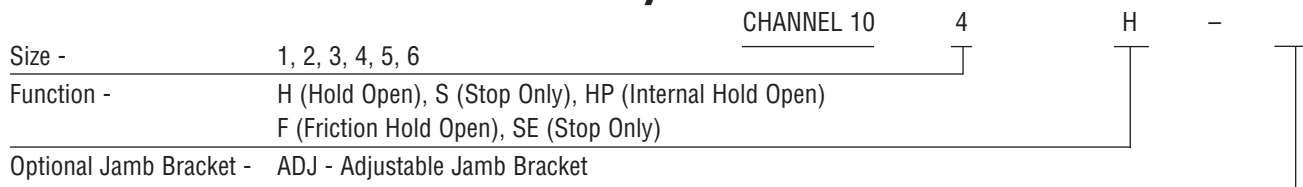
Description	Finish	List Price Each
100 Arm Assembly - Not ADJ, CJLH or CJRH	US3	\$198.00
100 Arm Assembly - Not ADJ,CJLH or CJRH	US4	188.00
100 Arm Assembly - Not ADJ,CJLH or CJRH	US10	185.00
100 Arm Assembly - Not ADJ,CJLH or CJRH	US10B	188.00
100 Arm Assembly - Not ADJ,CJLH or CJRH	US32	198.00
100 Arm Assembly - Not ADJ,CJLH or CJRH	US32D	174.00
100 Arm Assembly - Not ADJ,CJLH or CJRH	SP4	174.00
100 Arm Assembly - Not ADJ,CJLH or CJRH	SP10	174.00
100 Arm Assembly - Not ADJ,CJLH or CJRH	SP313	174.00
100 Arm Assembly - Not ADJ,CJLH or CJRH	SP28	174.00
100 Arm Assembly - Not ADJ,CJLH or CJRH	SPBLK	174.00
100 Arm Assembly with ADJ	US3	253.00
100 Arm Assembly with ADJ	US4	243.00
100 Arm Assembly with ADJ	US10	240.00
100 Arm Assembly with ADJ	US10B	243.00
100 Arm Assembly with ADJ	US32	253.00
100 Arm Assembly with ADJ	US32D	229.00
100 Arm Assembly with ADJ	SP4	229.00
100 Arm Assembly with ADJ	SP10	229.00
100 Arm Assembly with ADJ	SP313	229.00
100 Arm Assembly with ADJ	SP28	229.00
100 Arm Assembly with ADJ	SPBLK	229.00
100 Arm Assembly with CJLH or CJRH	US3	252.00
100 Arm Assembly with CJLH or CJRH	US4	242.00
100 Arm Assembly with CJLH or CJRH	US10	239.00
100 Arm Assembly with CJLH or CJRH	US10B	242.00
100 Arm Assembly with CJLH or CJRH	US32	252.00
100 Arm Assembly with CJLH or CJRH	US32D	228.00
100 Arm Assembly with CJLH or CJRH	SP4	228.00
100 Arm Assembly with CJLH or CJRH	SP10	228.00
100 Arm Assembly with CJLH or CJRH	SP313	228.00
100 Arm Assembly with CJLH or CJRH	SP28	228.00
100 Arm Assembly with CJLH or CJRH	SPBLK	228.00

continued on next page

Prices subject to change without notice

100 Series (continued)

How to Order Channel Assembly



Description	Finish	Part No.	List Price Each
100 Channel Assembly, Not ADJ or SE	-		\$214.00
100 Channel Assembly with ADJ	-		238.00
100 Channel Assembly with SE	-		242.00
100H Knob Pkg	US3,US4,SP4	OHPART.10401	23.00
100H Knob Pkg	US10,SP10	OHPART.10402	23.00
100H Knob Pkg	US10B,SP313	OHPART.10403	23.00
100H Knob Pkg	US32,US32D,SP28	OHPART.10404	23.00
100H Knob Pkg	SPBLK	OHPART.10405	23.00
100 Mounting Pkg	US3,US4,SP4	OHPART.10406	20.00
100 Mounting Pkg	US10,SP10	OHPART.10407	20.00
100 Mounting Pkg	US10B,SP313	OHPART.10408	20.00
100 Mounting Pkg	US32,US32D,SP28	OHPART.10409	20.00
100 Mounting Pkg	SPBLK	OHPART.10410	20.00
100ADJ Mounting Pkg	US3,US4,SP4	OHPART.10411	20.00
100ADJ Mounting Pkg	US10,SP10	OHPART.10412	20.00
100ADJ Mounting Pkg	US10B,SP313	OHPART.10413	20.00
100ADJ Mounting Pkg	US32,US32D,SP28	OHPART.10414	20.00
100ADJ Mounting Pkg	SPBLK	OHPART.10415	20.00
100 Security Mounting Pkg	-	OHPART.10416	9.00
100ADJ Security Mounting Pkg	-	OHPART.10417	9.00
100ADJ Set Screw (Pkg of 10)	-	OHPART.10418	6.00
100F Conversion Kit	-	OHPART.10419	18.00
100H Conversion Kit	US3,US4,SP4	OHPART.10420	56.00
100H Conversion Kit	US10,SP10	OHPART.10421	56.00
100H Conversion Kit	US10B,SP313	OHPART.10422	56.00
100H Conversion Kit	US32,US32D,SP28	OHPART.10423	56.00
100H Conversion Kit	SPBLK	OHPART.10424	56.00
100ADJ Jamb Channel	US3	OHPART.10425	76.00
100ADJ Jamb Channel	US4	OHPART.10426	76.00
100ADJ Jamb Channel	US10	OHPART.10427	76.00
100ADJ Jamb Channel	US10B	OHPART.10428	76.00
100ADJ Jamb Channel	US32	OHPART.10429	76.00
100ADJ Jamb Channel	US32D	OHPART.10430	76.00
100ADJ Jamb Channel	SP4	OHPART.10431	65.00
100ADJ Jamb Channel	SP10	OHPART.10432	65.00
100ADJ Jamb Channel	SP313	OHPART.10433	65.00
100ADJ Jamb Channel	SP28	OHPART.10434	65.00
100ADJ Jamb Channel	SPBLK	OHPART.10435	65.00
100 Grommet (Pkg of 10)	-	OHPART.10436	16.00
100 SE KIT	-	OHPART.10437	78.00
100HD Hold-Open Kit	US32D	OHPART.11238	200.00

Prices subject to change without notice

410/450 Series

How to Order Arm Assembly

		ARM41/45	4	H	US3
Size -	1, 2, 3, 4, 5				
Function -	H (Hold Open), S (Stop Only) F (Friction Hold Open), SE (Stop Only)				
Finish -	US3, US4, US10, US10B, US32, US32D, 652 SP4, SP10, SP313, SP28, SPBLK				

Description	Finish	List Price Each
410/450 Arm Assembly	US3	\$99.00
410/450 Arm Assembly	US4	87.00
410/450 Arm Assembly	US10	87.00
410/450 Arm Assembly	US10B	90.00
410/450 Arm Assembly	US32	99.00
410/450 Arm Assembly	US32D	83.00
410/450 Arm Assembly	652	56.00
410/450 Arm Assembly	SP4	56.00
410/450 Arm Assembly	SP10	56.00
410/450 Arm Assembly	SP313	56.00
410/450 Arm Assembly	SP28	56.00
410/450 Arm Assembly	SPBLK	56.00

How to Order Channel Assembly

		CHANNEL	41	4	H	US10
Model -	41 (410 Series), 45 (450 Series)					
Size -	1, 2, 3, 4, 5					
Function -	H (Hold Open), S (Stop Only) F (Friction Hold Open), SE (Stop Only)					
Finish -	US3, US4, US10, US10B, US32, US32D, 652 SP4, SP10, SP313, SP28, SPBLK					

Description	Finish	Part No.	List Price Each
450 Channel Assembly, Not SE	US3		\$139.00
450 Channel Assembly, Not SE	US4		123.00
450 Channel Assembly, Not SE	US10		123.00
450 Channel Assembly, Not SE	US10B		130.00
450 Channel Assembly, Not SE	US32		139.00
450 Channel Assembly, Not SE	US32D		118.00
450 Channel Assembly, Not SE	652		86.00
450 Channel Assembly, Not SE	SP4		86.00
450 Channel Assembly, Not SE	SP10		86.00
450 Channel Assembly, Not SE	SP313		86.00
450 Channel Assembly, Not SE	SP28		86.00
450 Channel Assembly, Not SE	SPBLK		86.00

continued on next page

Prices subject to change without notice

Description	Finish	Part No.	List Price Each
410/450 Series (continued)			
450SE Channel Assembly	US3		\$162.00
450SE Channel Assembly	US4		146.00
450SE Channel Assembly	US10		146.00
450SE Channel Assembly	US10B		153.00
450SE Channel Assembly	US32		162.00
450SE Channel Assembly	US32D		141.00
450SE Channel Assembly	652		109.00
450SE Channel Assembly	SP4		109.00
450SE Channel Assembly	SP10		109.00
450SE Channel Assembly	SP313		109.00
450SE Channel Assembly	SP28		109.00
450SE Channel Assembly	SPBLK		109.00
410 Channel Assembly, Not SE	-		59.00
410SE Channel Assembly	-		82.00
450 Old Style End Cap *	US3,US4,SP4	OHPART.10501	11.00
450 Old Style End Cap *	US10,SP10	OHPART.10502	11.00
450 Old Style End Cap *	US10B,SP313	OHPART.10503	11.00
450 Old Style End Cap *	US32	OHPART.10504	24.00
450 Old Style End Cap *	US32D,652,SP28	OHPART.10505	11.00
450 Old Style End Cap *	SPBLK	OHPART.10506	11.00
450 Old Style End Cap & Spring Assy *	US3,US4,SP4	OHPART.10507	18.00
450 Old Style End Cap & Spring Assy *	US10,SP10	OHPART.10508	18.00
450 Old Style End Cap & Spring Assy *	US10B,SP313	OHPART.10509	18.00
450 Old Style End Cap & Spring Assy *	US32	OHPART.10510	29.00
450 Old Style End Cap & Spring Assy *	US32D,652,SP28	OHPART.10511	18.00
450 Old Style End Cap & Spring Assy *	SPBLK	OHPART.10512	18.00
450 Old Style End Cap Key (Pkg of 20) *	-	OHPART.10513	9.00
410 Old Style End Cap *	-	OHPART.10514	9.00
410 Old Style End Cap & Spring Assy *	-	OHPART.10515	12.00
410/450 New Style End Cap *	-	OHPART.10516	9.00
410/450 New Style End Cap Assy *	-	OHPART.10517	12.00
450 Mounting Pkg, 1 3/4" Door	US3,US4,SP4	OHPART.10518	9.00
450 Mounting Pkg, 1 3/4" Door	US10,SP10	OHPART.10519	9.00
450 Mounting Pkg, 1 3/4" Door	US10B,SP313	OHPART.10520	9.00
450 Mounting Pkg, 1 3/4" Door	US32,US32D,652,SP28	OHPART.10521	9.00
450 Mounting Pkg, 1 3/4" Door	SPBLK	OHPART.10522	9.00
450 Security Mounting Pkg, 1 3/4" Door	-	OHPART.10523	21.00
450 Mounting Pkg, Up to 2 1/4" Door	US3,US4,SP4	OHPART.10524	17.00
450 Mounting Pkg, Up to 2 1/4" Door	US10,SP10	OHPART.10525	17.00
450 Mounting Pkg, Up to 2 1/4" Door	US10B,SP313	OHPART.10526	17.00
450 Mounting Pkg, Up to 2 1/4" Door	US32,US32D,652,SP28	OHPART.10527	17.00
450 Mounting Pkg, Up to 2 1/4" Door	SPBLK	OHPART.10528	17.00
450 Mounting Pkg, Up to 1 3/8" Door	US3,US4,SP4	OHPART.10529	32.00
450 Mounting Pkg, Up to 1 3/8" Door	US10,SP10	OHPART.10530	32.00
450 Mounting Pkg, Up to 1 3/8" Door	US10B,SP313	OHPART.10531	32.00
450 Mounting Pkg, Up to 1 3/8" Door	US32,US32D,652,SP28	OHPART.10532	32.00
450 Mounting Pkg, Up to 1 3/8" Door	SPBLK	OHPART.10533	32.00

continued on next page

* Note: Old style units were built before December 2002, End Cap has Mounting Hole in the End Cap.
 New style units were built starting December 2002, the End Cap goes into the channel and the mounting hole goes through both the channel & end cap.

Prices subject to change without notice

Description	Finish	Part No.	List Price Each
410/450 Series (continued)			
410 Old Style Mounting Pkg *	US3,US4,SP4	OHPART.10534	\$13.00
410 Old Style Mounting Pkg *	US10,SP10	OHPART.10535	13.00
410 Old Style Mounting Pkg *	US10B,SP313	OHPART.10536	13.00
410 Old Style Mounting Pkg *	US32,US32D,652,SP28	OHPART.10537	13.00
410 Old Style Mounting Pkg *	SPBLK	OHPART.10538	13.00
410 New Style Mounting Pkg *	US3,US4,SP4	OHPART.10539	18.00
410 New Style Mounting Pkg *	US10,SP10	OHPART.10540	18.00
410 New Style Mounting Pkg *	US10B,SP313	OHPART.10541	18.00
410 New Style Mounting Pkg *	US32,US32D,652,SP28	OHPART.10542	18.00
410 New Style Mounting Pkg *	SPBLK	OHPART.10543	18.00
410 New Security Mounting Pkg	-	OHPART.10554	16.00
450 Angle Screw Pkg	US3,US4,SP4	OHPART.10556	9.00
450 Angle Screw Pkg	US10,SP10	OHPART.10557	9.00
450 Angle Screw Pkg	US10B,SP313	OHPART.10558	9.00
450 Angle Screw Pkg	US32,US32D,SP28	OHPART.10559	9.00
450 Angle Screw Pkg	SPBLK	OHPART.10560	9.00
410 Old Security Mounting Pkg, 1 3/4" Door	-	OHPART.10555	16.00
410/450 Hold Open Conversion Kit	-	OHPART.10544	32.00
410/450 Friction Hold Open Conversion Kit	-	OHPART.10545	23.00
450 SE Old Style Conversion Kit *	US3,US4,SP4	OHPART.10546	32.00
450 SE Old Style Conversion Kit *	US10,SP10	OHPART.10547	32.00
450 SE Old Style Conversion Kit *	US10B,SP313	OHPART.10548	32.00
450 SE Old Style Conversion Kit *	US32	OHPART.10549	32.00
450 SE Old Style Conversion Kit *	US32D,652,SP28	OHPART.10550	32.00
450 SE Old Style Conversion Kit *	SPBLK	OHPART.10551	32.00
410 SE Old Style Conversion Kit *	-	OHPART.10552	29.00
410/450 SE New Style Conversion Kit *	-	OHPART.10553	29.00

* Note: Old style units were built before December 2002, End Cap has Mounting Hole in the End Cap.
 New style units were built starting December 2002, the End Cap goes into the channel and the mounting hole goes through both the channel & end cap.

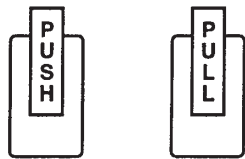
280 Series

Description	Finish	Part No.	List Price Each
280 Arm Assembly	US28	OHPART.10601	\$130.00
280 Arm Assembly	313AN	OHPART.10602	130.00
280 Mounting Package	US28	OHPART.10603	29.00
280 Mounting Package	313AN	OHPART.10604	29.00
280 Security Mounting Package	-	OHPART.10605	20.00

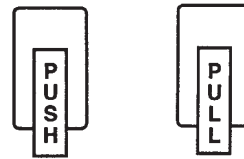
Prices subject to change without notice

How to Order Handle Assembly

Model -	HL6 HL6M - HL6 Mortise Lock Version PL7 - Push Side Thumbturn PL8 - Pull Side Thumbturn	HANDLE	- HL6	- PUSH	- US3
Material -	B - Brass Material for US26D				
Options -	Engraving - Up, Down, Towards, Away EO (Exit Only), EN (Entrance Only)				
Style -	PUSH PULL				
Finish -	US3, US4, US10, US10B, US26, US26D, US32, US32D				



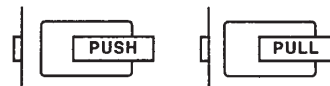
Engraved Up



Engraved Down



Engrave Towards



Engrave Away

Description	Finish	List Price Each
HL6 Push or Pull Handle Assy with No Options	US3	\$132.00
HL6 Push or Pull Handle Assy with No Options	US4	122.00
HL6 Push or Pull Handle Assy with No Options	US10	122.00
HL6 Push or Pull Handle Assy with No Options	US10B	132.00
HL6 Push or Pull Handle Assy with No Options	US26	130.00
HL6 Push or Pull Handle Assy with No Options	US26D	107.00
HL6 Push or Pull Handle Assy with No Options	US26D (Brass)	118.50
HL6 Push or Pull Handle Assy with No Options	US32	125.00
HL6 Push or Pull Handle Assy with No Options	US32D	122.00
HL6EO Push or EN Pull Handle Assy	US3	132.00
HL6EO Push or EN Pull Handle Assy	US4	122.00
HL6EO Push or EN Pull Handle Assy	US10	122.00
HL6EO Push or EN Pull Handle Assy	US10B	132.00
HL6EO Push or EN Pull Handle Assy	US26	130.00
HL6EO Push or EN Pull Handle Assy	US26D	107.00
HL6EO Push or EN Pull Handle Assy	US26D(Brass)	118.50
HL6EO Push or EN Pull Handle Assy	US32	125.00
HL6EO Push or EN Pull Handle Assy	US32D	120.00

continued on next page

Prices subject to change without notice

Description	Finish	Part No.	List Price Each
HL6 Engraved Push or Pull Handle Assy	US3		\$145.50
HL6 Engraved Push or Pull Handle Assy	US4		135.50
HL6 Engraved Push or Pull Handle Assy	US10		135.50
HL6 Engraved Push or Pull Handle Assy	US10B		145.50
HL6 Engraved Push or Pull Handle Assy	US26		143.50
HL6 Engraved Push or Pull Handle Assy	US26D		120.50
HL6 Engraved Push or Pull Handle Assy	US26D(Brass)		132.00
HL6 Engraved Push or Pull Handle Assy	US32		138.50
HL6 Engraved Push or Pull Handle Assy	US32D		135.50
HL6M Push or Pull Handle Assy	US3		132.00
HL6M Push or Pull Handle Assy	US4		122.00
HL6M Push or Pull Handle Assy	US10		122.00
HL6M Push or Pull Handle Assy	US10B		132.00
HL6M Push or Pull Handle Assy	US26		130.00
HL6M Push or Pull Handle Assy	US26D		107.00
HL6M Push or Pull Handle Assy	US26D(Brass)		118.50
HL6M Push or Pull Handle Assy	US32		125.00
HL6M Push or Pull Handle Assy	US32D		122.00
HL6M Engraved Push or Pull Handle Assy	US3		145.50
HL6M Engraved Push or Pull Handle Assy	US4		135.50
HL6M Engraved Push or Pull Handle Assy	US10		135.50
HL6M Engraved Push or Pull Handle Assy	US10B		145.50
HL6M Engraved Push or Pull Handle Assy	US26		143.50
HL6M Engraved Push or Pull Handle Assy	US26D		120.50
HL6M Engraved Push or Pull Handle Assy	US26D(Brass)		132.00
HL6M Engraved Push or Pull Handle Assy	US32		138.50
HL6M Engraved Push or Pull Handle Assy	US32D		135.50
PL7/PL8 Push or Pull Handle Assy	US3		166.00
PL7/PL8 Push or Pull Handle Assy	US4		159.00
PL7/PL8 Push or Pull Handle Assy	US10		159.00
PL7/PL8 Push or Pull Handle Assy	US10B		166.00
PL7/PL8 Push or Pull Handle Assy	US26		162.00
PL7/PL8 Push or Pull Handle Assy	US26D		138.00
PL7/PL8 Push or Pull Handle Assy	US26D(Brass)		149.50
PL7/PL8 Push or Pull Handle Assy	US32		166.00
PL7/PL8 Push or Pull Handle Assy	US32D		159.00
PL7/PL8 Engraved Push or Pull Handle Assy	US3		179.50
PL7/PL8 Engraved Push or Pull Handle Assy	US4		172.50
PL7/PL8 Engraved Push or Pull Handle Assy	US10		172.50
PL7/PL8 Engraved Push or Pull Handle Assy	US10B		179.50
PL7/PL8 Engraved Push or Pull Handle Assy	US26		175.50
PL7/PL8 Engraved Push or Pull Handle Assy	US26D		151.50
PL7/PL8 Engraved Push or Pull Handle Assy	US26D(Brass)		163.00
PL7/PL8 Engraved Push or Pull Handle Assy	US32		179.50
PL7/PL8 Engraved Push or Pull Handle Assy	US32D		172.50
HL6/HL6M Cover Pkg	US3	HLPART.10001	77.00
HL6/HL6M Cover Pkg	US4	HLPART.10002	68.00
HL6/HL6M Cover Pkg	US10	HLPART.10003	68.00
HL6/HL6M Cover Pkg	US10B	HLPART.10004	77.00
HL6/HL6M Cover Pkg	US26	HLPART.10005	77.00
HL6/HL6M Cover Pkg	US26D	HLPART.10006	60.00

continued on next page

Prices subject to change without notice

Description	Finish	Part No.	List Price Each
HL6/HL6M Cover Pkg	US26D(Brass)	HLPART.10007	\$68.50
HL6/HL6M Cover Pkg	US32	HLPART.10008	72.00
HL6/HL6M Cover Pkg	US32D	HLPART.10009	68.00
PL7/PL8 Coin Release Cover Pkg	US3	HLPART.10010	107.00
PL7/PL8 Coin Release Cover Pkg	US4	HLPART.10011	97.00
PL7/PL8 Coin Release Cover Pkg	US10	HLPART.10012	97.00
PL7/PL8 Coin Release Cover Pkg	US10B	HLPART.10013	107.00
PL7/PL8 Coin Release Cover Pkg	US26	HLPART.10014	107.00
PL7/PL8 Coin Release Cover Pkg	US26D	HLPART.10015	89.00
PL7/PL8 Coin Release Cover Pkg	US26D(Brass)	HLPART.10016	97.50
PL7/PL8 Coin Release Cover Pkg	US32	HLPART.10017	102.00
PL7/PL8 Coin Release Cover Pkg	US32D	HLPART.10018	102.00
PL7/PL8 Thumbturn Cover Pkg	US3	HLPART.10019	172.00
PL7/PL8 Thumbturn Cover Pkg	US4	HLPART.10020	167.00
PL7/PL8 Thumbturn Cover Pkg	US10	HLPART.10021	167.00
PL7/PL8 Thumbturn Cover Pkg	US10B	HLPART.10022	172.00
PL7/PL8 Thumbturn Cover Pkg	US26	HLPART.10023	172.00
PL7/PL8 Thumbturn Cover Pkg	US26D	HLPART.10024	159.00
PL7/PL8 Thumbturn Cover Pkg	US26D(Brass)	HLPART.10025	167.50
PL7/PL8 Thumbturn Cover Pkg	US32	HLPART.10026	170.00
PL7/PL8 Thumbturn Cover Pkg	US32D	HLPART.10027	167.00
PL7/PL8 Coin Release Pkg	US3	HLPART.10028	27.00
PL7/PL8 Coin Release Pkg	US4	HLPART.10029	27.00
PL7/PL8 Coin Release Pkg	US10	HLPART.10030	27.00
PL7/PL8 Coin Release Pkg	US10B	HLPART.10031	27.00
PL7/PL8 Coin Release Pkg	US26,US32	HLPART.10032	27.00
PL7/PL8 Coin Release Pkg	US26D,US32D	HLPART.10033	27.00
PL7/PL8 Thumbturn Pkg	US3	HLPART.10034	91.00
PL7/PL8 Thumbturn Pkg	US4	HLPART.10035	91.00
PL7/PL8 Thumbturn Pkg	US10	HLPART.10036	91.00
PL7/PL8 Thumbturn Pkg	US10B	HLPART.10037	91.00
PL7/PL8 Thumbturn Pkg	US26,US32	HLPART.10038	91.00
PL7/PL8 Thumbturn Pkg	US26D,US32D	HLPART.10039	91.00
HL6/PL7/PL8 Standard Strike Pkg	US3	HLPART.10040	26.00
HL6/PL7/PL8 Standard Strike Pkg	US4	HLPART.10041	26.00
HL6/PL7/PL8 Standard Strike Pkg	US10	HLPART.10042	26.00
HL6/PL7/PL8 Standard Strike Pkg	US10B	HLPART.10043	26.00
HL6/PL7/PL8 Standard Strike Pkg	US26,US26D,US32,US32D	HLPART.10044	26.00
HL6/PL7/PL8 ASA Strike Pkg	US3	HLPART.10045	26.00
HL6/PL7/PL8 ASA Strike Pkg	US4	HLPART.10046	26.00
HL6/PL7/PL8 ASA Strike Pkg	US10	HLPART.10047	26.00
HL6/PL7/PL8 ASA Strike Pkg	US10B	HLPART.10048	26.00
HL6/PL7/PL8 ASA Strike Pkg	US26,US26D,US32,US32D	HLPART.10049	26.00
HL6M ASA Strike Pkg	US3	HLPART.10050	18.00
HL6M ASA Strike Pkg	US4	HLPART.10051	18.00
HL6M ASA Strike Pkg	US10	HLPART.10052	18.00
HL6M ASA Strike Pkg	US10B	HLPART.10053	18.00
HL6M ASA Strike Pkg	US26,US26D,US32,US32D	HLPART.10054	18.00
HL6M-BT Strike Pkg	US3, US4, US10, US10B, US26, US26D	860092-XX	55.00
HL6/PL7/PL8 RL Strike Pkg	US3	HLPART.10055	18.00
HL6/PL7/PL8 RL Strike Pkg	US4	HLPART.10056	18.00
HL6/PL7/PL8 RL Strike Pkg	US10	HLPART.10057	18.00
HL6/PL7/PL8 RL Strike Pkg	US10B	HLPART.10058	18.00
HL6/PL7/PL8 RL Strike Pkg	US26,US26D,US32,US32D	HLPART.10059	18.00

continued on next page

Prices subject to change without notice

Description	Finish	Part No.	List Price Each
HL6/PL7/PL8 2 3/4" Latchbolt Pkg	US3	HLPART.10060	\$47.00
HL6/PL7/PL8 2 3/4" Latchbolt Pkg	US4	HLPART.10061	47.00
HL6/PL7/PL8 2 3/4" Latchbolt Pkg	US10	HLPART.10062	47.00
HL6/PL7/PL8 2 3/4" Latchbolt Pkg	US10B	HLPART.10063	47.00
HL6/PL7/PL8 2 3/4" Latchbolt Pkg	US26,US32	HLPART.10064	47.00
HL6/PL7/PL8 2 3/4" Latchbolt Pkg	US26D,US32D	HLPART.10065	47.00
HL6/PL7/PL8 3 3/4" Latchbolt Pkg	US3	HLPART.10066	49.00
HL6/PL7/PL8 3 3/4" Latchbolt Pkg	US4	HLPART.10067	49.00
HL6/PL7/PL8 3 3/4" Latchbolt Pkg	US10	HLPART.10068	49.00
HL6/PL7/PL8 3 3/4" Latchbolt Pkg	US10B	HLPART.10069	49.00
HL6/PL7/PL8 3 3/4" Latchbolt Pkg	US26,US32	HLPART.10070	49.00
HL6/PL7/PL8 3 3/4" Latchbolt Pkg	US26D,US32D	HLPART.10071	49.00
HL6/PL7/PL8 5" Latchbolt Pkg	US3	HLPART.10072	50.00
HL6/PL7/PL8 5" Latchbolt Pkg	US4	HLPART.10073	50.00
HL6/PL7/PL8 5" Latchbolt Pkg	US10	HLPART.10074	50.00
HL6/PL7/PL8 5" Latchbolt Pkg	US10B	HLPART.10075	50.00
HL6/PL7/PL8 5" Latchbolt Pkg	US26,US32	HLPART.10076	50.00
HL6/PL7/PL8 5" Latchbolt Pkg	US26D,US32D	HLPART.10077	50.00
HL6/PL7/PL8 7" Latchbolt Pkg	US3	HLPART.10078	96.00
HL6/PL7/PL8 7" Latchbolt Pkg	US4	HLPART.10079	96.00
HL6/PL7/PL8 7" Latchbolt Pkg	US10	HLPART.10080	96.00
HL6/PL7/PL8 7" Latchbolt Pkg	US10B	HLPART.10081	96.00
HL6/PL7/PL8 7" Latchbolt Pkg	US26,US32	HLPART.10082	96.00
HL6/PL7/PL8 7" Latchbolt Pkg	US26D,US32D	HLPART.10083	96.00
HL6/PL7/PL8RL Faceplate Adapter Pkg	US3	HLPART.10084	27.00
HL6/PL7/PL8RL Faceplate Adapter Pkg	US4	HLPART.10085	27.00
HL6/PL7/PL8RL Faceplate Adapter Pkg	US10	HLPART.10086	27.00
HL6/PL7/PL8RL Faceplate Adapter Pkg	US10B	HLPART.10087	27.00
HL6/PL7/PL8RL Faceplate Adapter Pkg	US26,US32	HLPART.10088	27.00
HL6/PL7/PL8RL Faceplate Adapter Pkg	US26D,US32D	HLPART.10089	27.00
HL6/PL7/PL8RL Conversion Kit	US3	HLPART.10090	41.00
HL6/PL7/PL8RL Conversion Kit	US4	HLPART.10091	41.00
HL6/PL7/PL8RL Conversion Kit	US10	HLPART.10092	41.00
HL6/PL7/PL8RL Conversion Kit	US10B	HLPART.10093	41.00
HL6/PL7/PL8RL Conversion Kit	US26,US32	HLPART.10094	41.00
HL6/PL7/PL8RL Conversion Kit	US26D,US32D	HLPART.10095	41.00
HL6M Armor Front - 9010,9040	US3	HLPART.10096	26.00
HL6M Armor Front - 9010,9040	US4	HLPART.10097	26.00
HL6M Armor Front - 9010,9040	US10	HLPART.10098	26.00
HL6M Armor Front - 9010,9040	US10B	HLPART.10099	26.00
HL6M Armor Front - 9010,9040	US26,US32	HLPART.10100	26.00
HL6M Armor Front - 9010,9040	US26D,US32D	HLPART.10101	26.00
HL6M Armor Front - 9050/60/70/80/82	US3	HLPART.10102	26.00
HL6M Armor Front - 9050/60/70/80/82	US4	HLPART.10103	26.00
HL6M Armor Front - 9050/60/70/80/82	US10	HLPART.10104	26.00
HL6M Armor Front - 9050/60/70/80/82	US10B	HLPART.10105	26.00
HL6M Armor Front - 9050/60/70/80/82	US26,US32	HLPART.10106	26.00
HL6M Armor Front - 9050/60/70/80/82	US26D,US32D	HLPART.10107	26.00

continued on next page

Prices subject to change without notice

Description	Finish	Part No.	List Price Each
HL6M Armor Front - 9456/57/65/66/73	US3	HLPART.10108	\$26.00
HL6M Armor Front - 9456/57/65/66/73	US4	HLPART.10109	26.00
HL6M Armor Front - 9456/57/65/66/73	US10	HLPART.10110	26.00
HL6M Armor Front - 9456/57/65/66/73	US10B	HLPART.10111	26.00
HL6M Armor Front - 9456/57/65/66/73	US26,US32	HLPART.10112	26.00
HL6M Armor Front - 9456/57/65/66/73	US26D,US32D	HLPART.10113	26.00
HL6M Armor Front - 9453/85/86	US3	HLPART.10114	26.00
HL6M Armor Front - 9453/85/86	US4	HLPART.10115	26.00
HL6M Armor Front - 9453/85/86	US10	HLPART.10116	26.00
HL6M Armor Front - 9453/85/86	US10B	HLPART.10117	26.00
HL6M Armor Front - 9453/85/86	US26,US32	HLPART.10118	26.00
HL6M Armor Front - 9453/85/86	US26D,US32D	HLPART.10119	26.00
HL6M Emergency Button - 9040	US3	HLPART.10120	11.00
HL6M Emergency Button - 9040	US4	HLPART.10121	11.00
HL6M Emergency Button - 9040	US10	HLPART.10122	11.00
HL6M Emergency Button - 9040	US10B	HLPART.10123	11.00
HL6M Emergency Button - 9040	US26,US32	HLPART.10124	11.00
HL6M Emergency Button - 9040	US26D,US32D	HLPART.10125	11.00
HL6M Thumbturn - 9040/50/9453/56/73/85/86	US3	HLPART.10126	49.00
HL6M Thumbturn - 9040/50/9453/56/73/85/86	US4	HLPART.10127	49.00
HL6M Thumbturn - 9040/50/9453/56/73/85/86	US10	HLPART.10128	49.00
HL6M Thumbturn - 9040/50/9453/56/73/85/86	US10B	HLPART.10129	49.00
HL6M Thumbturn - 9040/50/9453/56/73/85/86	US26,US32	HLPART.10130	49.00
HL6M Thumbturn - 9040/50/9453/56/73/85/86	US26D,US32D	HLPART.10131	49.00
HL6EO/EN Backplate Assembly	US3	HLPART.10132	143.00
HL6EO/EN Backplate Assembly	US4	HLPART.10133	131.00
HL6EO/EN Backplate Assembly	US10	HLPART.10134	131.00
HL6EO/EN Backplate Assembly	US10B	HLPART.10135	143.00
HL6EO/EN Backplate Assembly	US26,US32	HLPART.10136	139.00
HL6EO/EN Backplate Assembly	US26D,US32D	HLPART.10137	119.00
HL6M Lock Body - 9010	-	HLPART.10138	189.00
HL6M Lock Body - 9040	-	HLPART.10139	221.00
HL6M Lock Body - 9050/60/70	-	HLPART.10140	247.00
HL6M Lock Body - 9080	-	HLPART.10141	247.00
HL6M Lock Body - 9080EL	-	HLPART.10142	793.00
HL6M Lock Body - 9080EU	-	HLPART.10143	793.00
HL6M Lock Body - 9080EL/RX	-	HLPART.10144	1029.00
HL6M Lock Body - 9080EU/RX	-	HLPART.10145	1029.00
HL6M Lock Body - 9082	-	HLPART.10146	247.00
HL6M Lock Body - 9082EL	-	HLPART.10147	793.00
HL6M Lock Body - 9082EU	-	HLPART.10148	793.00
HL6M Lock Body - 9453	-	HLPART.10149	272.00
HL6M Lock Body - 9456	-	HLPART.10150	272.00
HL6M Lock Body - 9465/66/73	-	HLPART.10151	272.00
HL6M Lock Body - 9485/86	-	HLPART.10152	337.00
HL6/PL7/PL8 Lead Lining - 2 3/4"	-	HLPART.10153	88.00
HL6/PL7/PL8 Lead Lining - 3 3/4"	-	HLPART.10154	88.00
HL6/PL7/PL8 Lead Lining - 5"	-	HLPART.10155	88.00
HL6/PL7/PL8 Lead Lining - 7"	-	HLPART.10156	88.00
HL6M Lead Lining	-	HLPART.10157	253.00

continued on next page

Prices subject to change without notice

Description	Finish	Part No.	List Price Each
HL6/HL6M/PL7/PL8 Spring & Rivet Pkg	-	HLPART.10158	\$12.00
HL6 Old Style Spring(1 Coil) & Rivet Pkg	-	HLPART.10159	12.00
HL6/HL6M/PL7/PL8 Rivet Pkg	-	HLPART.10160	11.00
HL6M Mounting Plate	-	HLPART.10161	11.00
HL6/PL7/PL8 Mounting Pkg	US3,US4	HLPART.10162	20.00
HL6/PL7/PL8 Mounting Pkg	US10	HLPART.10163	20.00
HL6/PL7/PL8 Mounting Pkg	US10B	HLPART.10164	20.00
HL6/PL7/PL8 Mounting Pkg	US26,US26D,US32,US32D	HLPART.10165	20.00
HL6EO/EN Mounting Pkg	US3,US4	HLPART.10166	20.00
HL6EO/EN Mounting Pkg	US10	HLPART.10167	20.00
HL6EO/EN Mounting Pkg	US10B	HLPART.10168	20.00
HL6EO/EN Mounting Pkg	US26,US26D,US32,US32D	HLPART.10169	20.00
HL6M Mounting Pkg	US3,US4	HLPART.10170	20.00
HL6M Mounting Pkg	US10	HLPART.10171	20.00
HL6M Mounting Pkg	US10B	HLPART.10172	20.00
HL6M Mounting Pkg	US26,US26D,US32,US32D	HLPART.10173	20.00
HL6/PL7/PL8 Security Mounting Pkg	-	HLPART.10174	26.00
HL6EO/EN Security Mounting Pkg	-	HLPART.10175	26.00
HL6M Security Mounting Pkg	-	HLPART.10176	26.00
HL6/HL6M,/PL7/PL8 Cover Screws(Pkg of 25)	US3,US4	HLPART.10177	25.00
HL6/HL6M,/PL7/PL8 Cover Screws(Pkg of 25)	US10	HLPART.10178	25.00
HL6/HL6M,/PL7/PL8 Cover Screws(Pkg of 25)	US10B	HLPART.10179	25.00
HL6/HL6M,/PL7/PL8 Cover Screws(Pkg of 25)	US26,US26D,US32,US32D	HLPART.10180	25.00
HL6M Mounting Nut (Pkg of 25)	-	HLPART.10182	9.00
HL6M Armor Front Screws(Pkg of 10)	US3,US4	HLPART.10183	11.00
HL6M Armor Front Screws (Pkg of 10)	US10	HLPART.10184	11.00
HL6M Armor Front Screws(Pkg of 10)	US10B	HLPART.10185	11.00
HL6M Armor Front Screws (Pkg of 10)	US26,US26D,US32,US32D	HLPART.10186	11.00

Prices subject to change without notice

GLYNN-JOHNSON WARRANTY

Glynn-Johnson (the "Company") warrants only to Customer that the products will be free from defects in material and workmanship for a period of 12 months from the date of shipment of the products. The Customer shall be obligated to promptly report any failure to conform to this warranty in writing to the Company within the warranty period provided above. Company's sole obligation under this warranty is limited to repairing or replacing, at its option, the defective products.

NO OTHER WARRANTIES, EXPRESS OR IMPLIED, ARE MADE WITH RESPECT TO THE PRODUCTS INCLUDING, BUT NOT LIMITED TO, ANY IMPLIED WARRANTY OF MERCHANTABILITY OR FITNESS FOR A PARTICULAR PURPOSE.

The provisions of this limited warranty do not apply to products: (i) used for the purposes for which they are not designed or intended; (ii) which have been repaired or altered without Company's prior written consent; (iii) which have been subjected to misuse, abuse, negligence, or accident; (iv) which have been improperly stored, installed, maintained, or operated; (v) which have been used in violation of written instructions provided by Company to Customer; (vi) which have been subjected to improper temperature, humidity, or other environmental conditions; (vii) which have been affected by normal wear and tear; or (viii) which, based on Company's examination, do not disclose to Company's satisfaction nonconformance to the warranty.

The following costs and expenses are not covered by the provisions of this limited warranty: (i) labor costs for the removal and reinstallation of products; (ii) shipping and freight expenses required to return products to Company; (iii) normal maintenance; and (iv) economic losses. In addition, the provisions of this warranty are not applicable to anything other than defects in Company's material (products only) or workmanship.

CONSUMER PRODUCTS. With respect to "consumer products" as defined under the Magnuson-Moss Warranty Act ("MMWA"), the following statements are made. (a) Some states do not allow limitations on how long an implied warranty lasts, so the above limitation may not apply to you. **IF ANY IMPLIED WARRANTY IS PROVIDED UNDER THE MMWA, IT IS LIMITED TO THE DURATION OF THE WARRANTY PROVIDED ABOVE.** (b) Some states do not allow the exclusion or limitation of incidental or consequential damages, so the above limitation or exclusion may not apply to you. (c) This warranty gives you specific legal rights and you may also have other rights which vary from state to state.



Ingersoll Rand's Security Technologies Sector is a leading global provider of products and services that make environments safe, secure and productive. The sector's market-leading products include electronic and biometric access-control systems; time-and-attendance and personnel scheduling systems; mechanical locks; portable security; door closers, exit devices, architectural hardware, and steel doors and frames; and other technologies and services for global security markets.

877-671-7011

www.glynnjohnson.ingersollrand.com