






















T SERIES FUNCTIONS

 Indicates interchangeable core available.

Catalog Number	Function	Description	ANSI No. & Grade
T101		Passage/Closet Latchset Latch bolt by levers at all times.	F75-1
T301		Privacy Lock Latch bolt by levers. Outside lever locked by push button in inside lever. Rotating inside lever or closing door releases push button. Emergency release in outside lever unlocks door.	F76-1
T351	 	Closet Lock Deadlocking latch bolt by turn knob inside or lever outside except when outside lever is locked by key.	
T381	 	Classroom Security Lock Deadlocking latch bolt by levers from either side except when outside lever is locked by key from inside. Outside key only retracts latch. Outside lever is locked and unlocked only by inside key.	F88-1
T411	 	Asylum Lock Deadlocking latch bolt operated by key in lever from either side. Both levers always inoperable.	F87-1
T501	 	Entry Lock Push button locking. Button on inside locks outside lever until unlocked by key or by rotating inside lever. Inside lever always free. Deadlocking latch bolt.	F82-1
T511	 	Entry/Office Lock Turn/push button locking. Pushing and turning button locks outside lever requiring use of key until button is manually unlocked. Push button locking. Pushing button locks outside lever until unlocked by key or by rotating inside lever. Inside lever always free. Deadlocking latch bolt.	F109-1
T521	 	Office Lock Turn button locking. Turning button locks outside lever requiring use of key until button is manually unlocked. Inside lever always free. Deadlocking latch bolt.	F81-1
T561	 	Classroom Lock Deadlocking latch bolt by levers. Outside lever is locked by key in outside lever. Inside lever is always free.	F84-1



⌋ Indicates interchangeable core available.

Catalog Number	Function	Description	ANSI No. & Grade
T571	 ⌋	Dormitory Lock Deadlocking latch bolt by levers except when locked by push button in inside lever. Key in outside lever locks or unlocks outside lever and releases button. Closing door releases push button. Inside lever always free.	F90-1
T581	 ⌋	Storeroom Lock Deadlocking latch bolt by lever inside or key outside. Outside lever is inoperable. Inside lever always free.	F86-1
T851	 ⌋	Storeroom (Electrified – Fail Safe) Inside Lever Always Free. Latch bolt operated by lever from either side except when outer lever is electrically locked. When outer lever is locked (inoperable), latch bolt retracted by key in cylinder outside. 24 volt DC .185 Amps, continuous duty.	
T881	 ⌋	Storeroom (Electrified – Fail Secure) Inside Lever Always Free. Deadlocking latch bolt operated by lever inside at all times. Outside lever inoperable until electrically unlocked, then latch bolt from either side. When outside lever is inoperable latch bolt retracted by key in cylinder outside. 24 volt DC .185 Amps, continuous duty..	
T12		Dummy Trim Single Trim-surface mounted rigid lever.	

