
















 Indicates interchangeable core available.

Catalog Number Prefixes: Add the following prefix for the appropriate trim style.

MM (example: MM521) = Knob Trim

LM (example: LM521) = Lever Trim





















Note: If a special function is required and not listed here, please contact the factory for assistance.

Catalog Number	Function	Description	ANSI No. & Grade
M101		Passage/Closet Latchset Latch bolt by knobs/levers at all times.	F01-1 F01-2
M161		Connecting Room/Exit Latch Deadlocking latch bolt by inside knob/lever. Non-removable blank plate outside.	
M301		Privacy Lock Latch bolt by knobs/levers, dead bolt by turn inside or emergency key (012727-000-30) outside furnished with lock.	F02-1 F02-2
M311		Privacy, Bedroom or Bath Lock Latch bolt by knobs/levers. Dead bolt by turn from inside and emergency key (012727-000-30) outside furnished with lock. Rotating inside knob/lever retracts both bolts.	F19-1 F19-2
M321		Privacy Lock Latch bolt operated by knob/lever from either side except when outside knob/lever is locked by inside T-turn. Operating inside knob/lever, closing door or operating outside emergency release unlocks outside knob/lever. Emergency key (012727-000-30) furnished with lock.	F22-1 F22-2
M371	 	Store Door Lock Latch bolt by knobs/levers. Dead bolt by key from either side.	F14-1 F14-2
M381	 	Entry/Restroom Lock Deadlocking latch bolt by knobs/levers except when outside knob/lever is locked by key inside, then by key outside.	F09-1 F09-2
M411	 	Asylum Lock Deadlocking latch bolt by key from either side. Both knobs/levers rigid.	
M431	 	Classroom Security Lock with Deadbolt Latch bolt retracted by knob/lever from either side, except when outside lever is locked; latch bolt then retracted by key outside or key or rotating lever inside. Deadbolt thrown or retracted by key either side, or by rotating lever inside.	
M441	 	Classroom Security Lock Latch bolt retracted by knob/lever from either side, except when outside lever is locked; latch bolt then retracted by key outside or inside, or by rotating lever inside.	







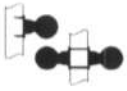


M SERIES FUNCTIONS (CONTINUED)

 Indicates interchangeable core available.

Catalog Number	Function	Description	ANSI No. & Grade
M451	 	Hotel/Motel Lock Deadlocking latch bolt by inside knob/lever or key outside. Outside knob/lever rigid. Dead bolt by turn inside or emergency key outside. Projecting dead bolt displays occupancy indicator and shuts out all keys except emergency. Rotating inside knob/lever retracts both bolts.	F15-1 F15-2
M521	 	Entry/Office Lock Deadlocking latch bolt by knobs/levers except when outside knob/lever is locked by buttons in face, then by key outside.	F04-1 F04-2
M531	 	Entry/Office Lock Latch bolt by knobs/levers except when outside knob/lever is made inoperative by buttons in face. Dead bolt by key outside and turn inside. Rotating inside knob/lever retracts both bolts. Deadlocking latch.	F10-1, F10-2 F12-1, F12-2 F20-1, F20-2
M541	 	Entry/Office Lock Latch bolt by knobs/levers. Dead bolt by key outside or turn inside.	F21-1 F21-2
M561	 	Classroom Lock Deadlocking latch bolt by knobs/levers. Outside knob/lever locked by key outside. Inside knob/lever always free.	F05-1 F05-2
M571	 	Dormitory Lock Latch bolt by knobs/levers except when outside knob/lever is locked by projecting dead bolt. Key outside retracts dead bolt and unlocks outside knob/lever. Rotating inside knob/lever retracts both bolts.	F13-1 F13-2
M581	 	Storeroom Lock/Exit Lock Deadlocking latch bolt by inside knob/lever or key outside. Outside knob/lever rigid.	F07-1 F07-2
M621	 	Front Door Lock Latch bolt is operated by knob/lever from either side except when outside knob/lever is made inoperative by a stop or mechanical means other than key. Dead bolt is operated by turn inside. Key outside operates bolt bolts.	F08-1 F08-2
M641	 	Dormitory Lock Latch bolt by knob/lever inside and key outside. Inside knob/lever free. Outside knob/lever rigid. Dead bolt by key outside or T-turn inside. Rotating inside knob/lever retracts both bolts. Deadlocking latch.	
M711	 	Privacy Lock (Special) Latch bolt operated by key from outside or by operating inside knob/lever. Outside knob/lever is always in operative. Dead bolt operated by T-turn inside or emergency release outside. Key outside does not operate dead bolt. Operating inside knob/lever retracts both bolts. Deadlocking latch.	



Catalog Number	Function	Description	ANSI No. & Grade
M851		Storeroom-Fail Safe Latch bolt operated by knob/lever from either side except when outer knob/lever is electrically locked. When outer knob/lever is locked, latch bolt retracted by key in cylinder outside. Deadlocking latch.*	
M881		Storeroom-Fail Secure Latch bolt operated by knob/lever from inside except when outer knob/lever is electrically unlocked, then latch bolt from either side. When locked, key in cylinder outside retracts latch bolt. Deadlocking latch.*	
M911		Schoolhouse Safety Deadlock Dead bolt retracted by key outside or turn inside. Dead bolt projected by key outside.	
M921		Deadlock Dead bolt by key outside.	F18-1 F18-2
M931		Deadlock Dead bolt by key from either side.	F16-1 F16-2
M941		Deadlock Dead bolt by key outside or turn inside.	F17-1 F17-2
M12/ M18		Dummy Trim Single or double available.	

*Available in 12 or 24 VAC or VDC

